

# Technical Data

Pump Name

RIGHT 100 M

Customer	Date	2024-06-16	Company
Contact	Item no.		Issued by
Phone	Project		Phone
E-mail	Project ID	Proiect redenumit 2024-06-16 15:45:44	E-mail

## Requested data

1	Pump type		SUBMERSIBLE SEWAGE PUMPS	Fluid		Water
2	Number of pumps / Reserve		1 / 0	Liquid temperature	°C	20
3	Flow	m³/h		Kin. viscosity	mm²/s	1.005
4	Head	m		Vapour pressure	bar	0.0234
5	Geodetic head	m		PH value		
6	Inlet pressure (pin)	bar	0	Density	kg/m³	998.3
7	Available system NPSH			Solids	Weight %	0
8	Ambient temperature	°C	20			

## Pump

9	Pump Name		RIGHT 100 M	Frequency	Hz	50
10	Design		SUBMERSIBLE SEWAGE PUMPS	Installation type		STANDARD
11	Manufacturer		EBARA	Impeller Diameter	Max. mm	100
12	Speed	rpm	2875		Designed mm	100
13	No. of Stage		1		Min. mm	100
14	Connection	Suction side	UNI ISO 228	Flow	Operating m³/h	
15	Connection	Discharge side	UNI ISO 228		Max- m³/h	18
16	Max Working Pressure	bar			Min- m³/h	2.4
17	Shut-off head	bar	1.03	Head	Operating m	
18	Total weight	kg	See the table of "Dimensions".		- (Qmax.) m	2.0
19	Shaft power	kW			- (Qmin.) m	9.5
20				Max. Shaft Power at max. impeller	kW	
21	Required pump NPSH	m		Efficiency	%	

## Materials

22	Impeller		AISI 304			
23	Casing		AISI 304			
24	Shaft		AISI 303 (wet extension)			
25						
26						
27						

## Motor

28	Manufacturer		EPE Standard	Insulation class		F
29	Type		RIGHT 100 M_230_Single Phase	Phases		1~
30	Specific design		Submersible dry type / 50 Hz / Pole pairs 1	Frame size		
31	Rated power	kW	0.75	Weight	kg	
32	Number of poles		2	Electric voltage	V	230
33	Speed	rpm	2875	Electric current	A	5.7
34	Degree of protection		IP X8			
35						

## Remarks

# Performance Curve

Pump Name

RIGHT 100 M

Customer	Date	2024-06-16	Company
Contact	Item no.		Issued by
Phone	Project		Phone
E-mail	Project ID	Proiect redenumit 2024-06-16 15:45:44	E-mail

## Requested data

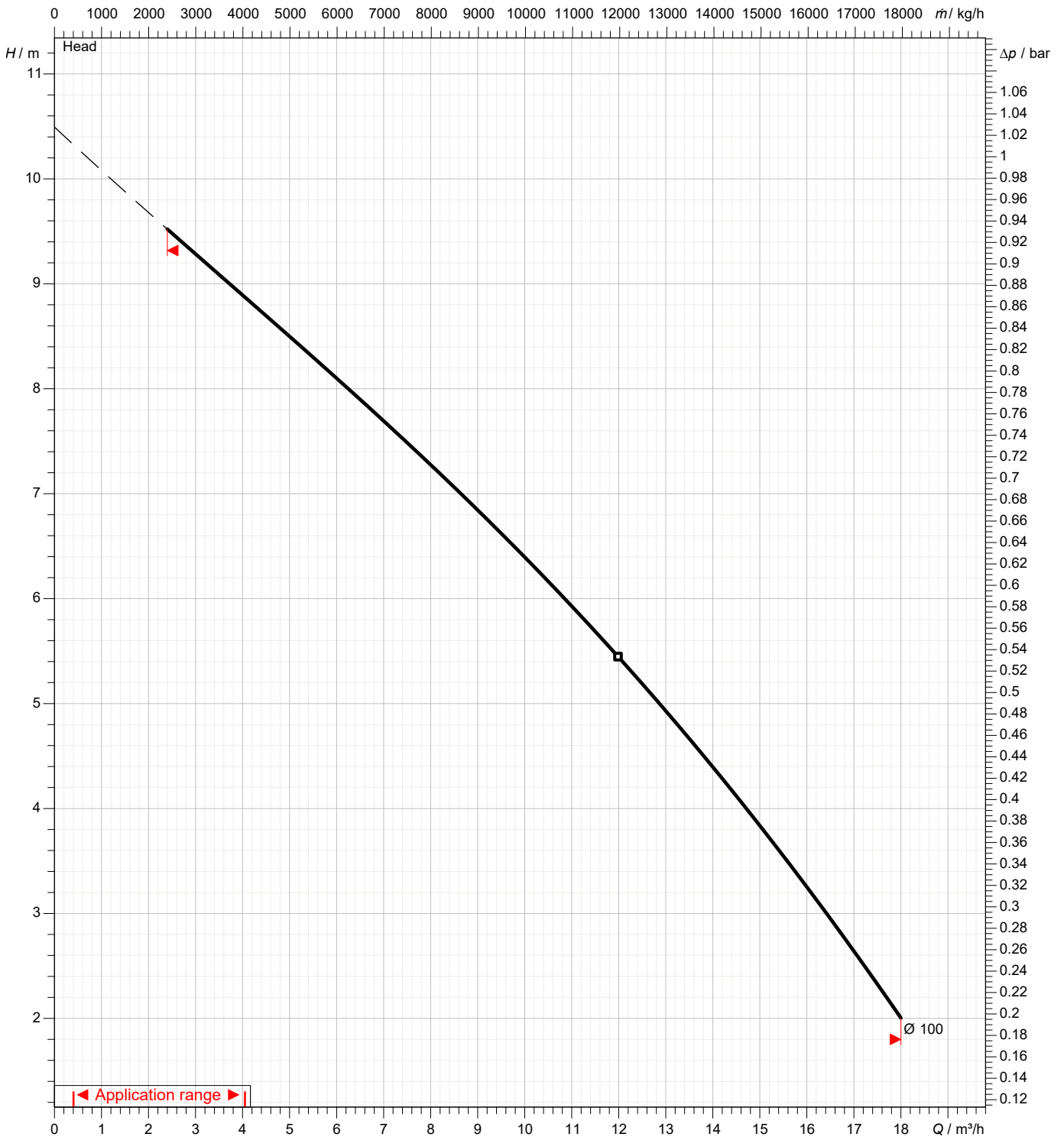
1	Flow	m³/h	
2	Head	m	
3	Geodetic head	m	

## Pump

Operating flow	m³/h		Frequency	Hz	50
Operating head	m		Number of poles		2
Impeller diameter designed	mm	100	Speed	rpm	2875

Test standard: ISO 9906:2012 - Grade3B

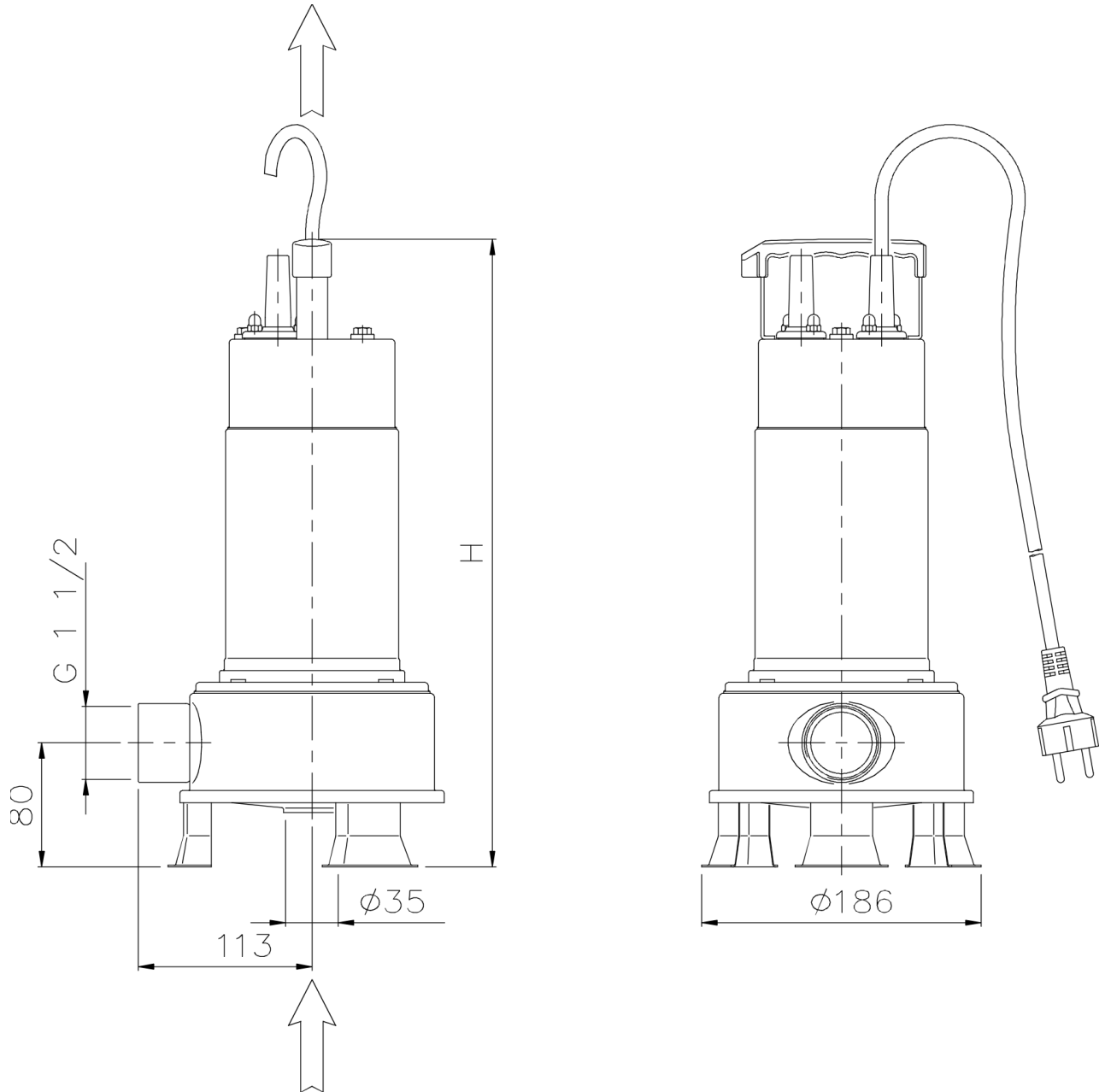
Water; 20°C; 998.3kg/m³; 1mm²/s



# Dimensions

Pump Name RIGHT 100 M

Customer	Date 2024-06-16	Company
Contact	Item no.	Issued by
Phone	Project	Phone
E-mail	Project ID Proiect redenumit 2024-06-16 15:45:44	E-mail



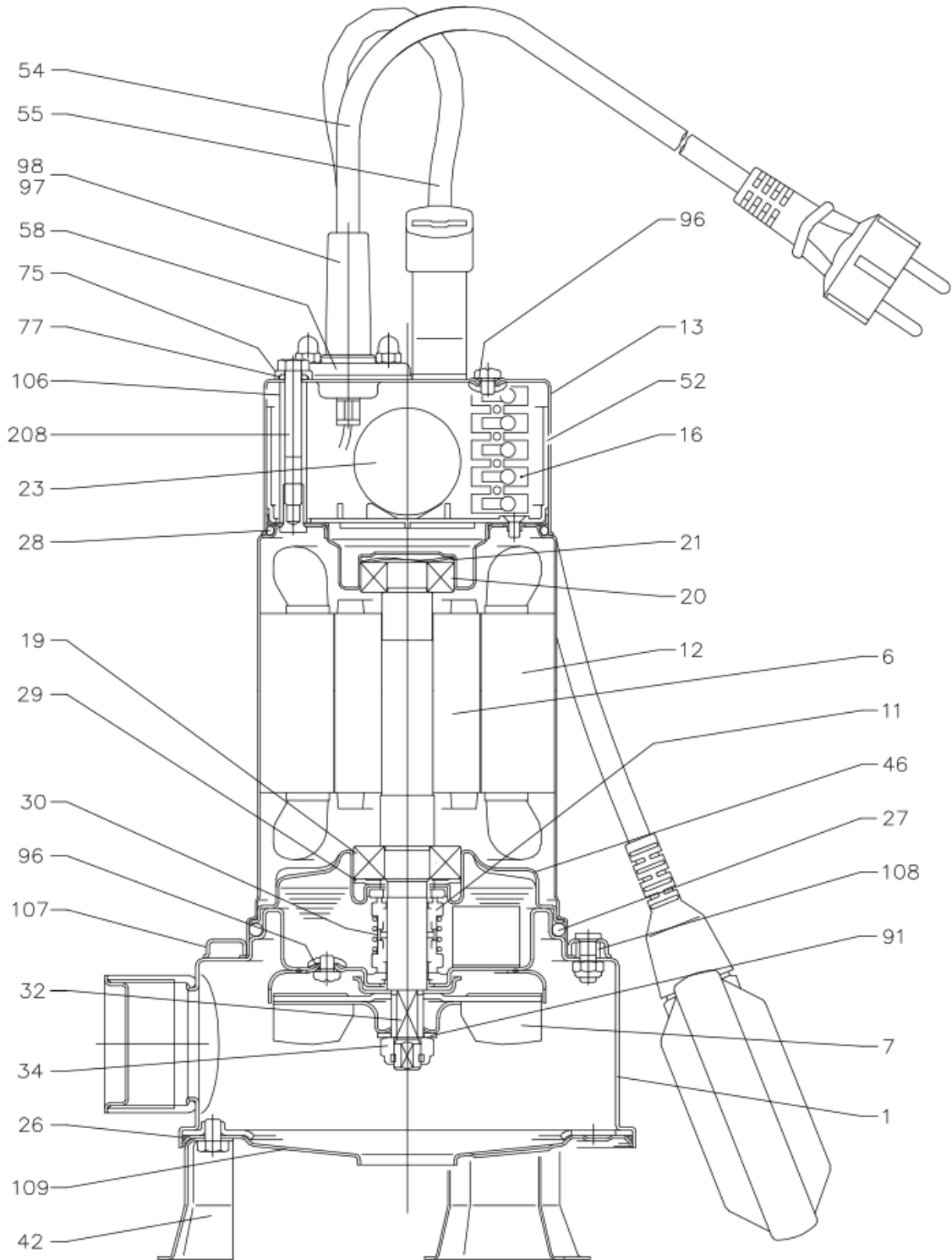
Dimensions in		mm						
1	H	430						
2	Weight PUMP	11,5 kg						
3								
4								
5								
6								
7								
8								
9								
10								
11								
12								
13								
14								
15								

(1/3)

# Construction

Pump Name RIGHT 100 M

Customer	Date 2024-06-16	Company
Contact	Item no.	Issued by
Phone	Project	Phone
E-mail	Project ID Proiect redenumit 2024-06-16 15:45:44	E-mail



(2/3)

# Construction

Pump Name RIGHT 100 M

Customer	Date 2024-06-16	Company
Contact	Item no.	Issued by
Phone	Project	Phone
E-mail	Project ID Proiect redenumit 2024-06-16 15:45:44	E-mail

N°	PART NAME	MATERIAL	Q.TY
1	Casing	AISI 304	1
6	Shaft with rotor	AISI 303	1
7	Impeller	AISI 304	1
11	Mechanical seal [3]	Ceramic/Carbon/NBR	1
12	Motor frame with stator	-	1
13	Cover	AISI 304	1
16	Terminal	-	4
19	Lower ball bearing	-	1
20	Upper ball bearing	-	1
21	Adjusting washer	AISI 304	1
23	Capacitor [2]	-	1
26	"O" Ring	NBR	1
27	O Ring	NBR	1
28	O Ring	NBR	1
29	Washer	AISI 304	1
30	Mechanical seal spacer	Brass	1
32	Key	AISI 304	1
34	Nut	AISI 303	1
42	Foot	AISI 304	3
46	Lower bearing bracket	AISI 304	1
52	Capacitor box	PA 66 glass fibre reinforced class V-0	1
54	Submersible power cable	-	1
55	Float switch [1]	-	1
58	Cable gland	AISI 304	1
75	Washer	AISI 304	3
77	O Ring	NBR	3
91	Washer	AISI 304	1
96	O Ring	NBR	2
97	Cable connector	NBR	1
98	Cable connector [1]	NBR	1
106	Spacer	AISI 304	3
107	Stopper ring	AISI 304	1
108	Gasket	NBR	1
109	Suction cover	AISI 304	1
208	Screw	AISI 304	3

[1] Only for single phase version with float switch

[2] Only for single phase version

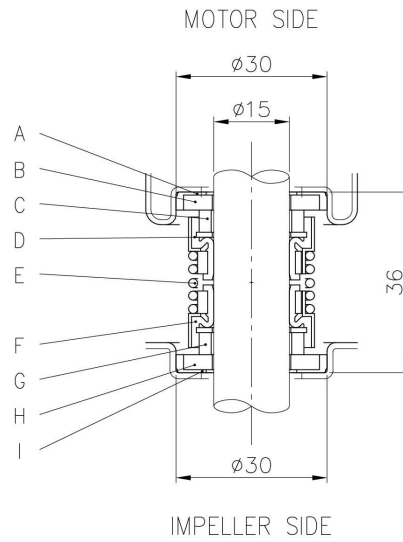
[3] See **CONSTRUCTION 3**

(3/3)

# Construction

Pump Name RIGHT 100 M

Customer	Date 2024-06-16	Company
Contact	Item no.	Issued by
Phone	Project	Phone
E-mail	Project ID Proiect redenumit 2024-06-16 15:45:44	E-mail



REF	PART NAME	MATERIAL
A	Rubber cup	NBR
B	Seat	Ceramic
C	Seal face	Carbon
D	Bellow	NBR
E	Spring	AISI 304
F	Bellow	NBR
G	Seal face	Silicon carbide
H	Seat	Silicon carbide
I	Rubber cup	NBR