

# Technical Data

Pump Name

4N2-7

Customer	Date	2024-06-16	Company
Contact	Item no.		Issued by
Phone	Project		Phone
E-mail	Project ID	Proiect redenumit 2024-06-16 15:45:44	E-mail

## Requested data

1	Pump type		SUBMERSIBLE MULTISTAGE PUMPS	Fluid		Water
2	Number of pumps / Reserve		1 / 0	Liquid temperature	°C	20
3	Flow	m³/h		Kin. viscosity	mm²/s	1.005
4	Head	m		Vapour pressure	bar	0.0234
5	Geodetic head	m		PH value		
6	Inlet pressure (pin)	bar	0	Density	kg/m³	998.3
7	Available system NPSH			Solids	Weight %	0
8	Ambient temperature	°C	20			

## Pump

9	Pump Name		4N2-7	Frequency	Hz	50	
10	Design		SUBMERSIBLE MULTISTAGE PUMPS	Installation type		Without motor	
11	Manufacturer		EBARA	Impeller Diameter	Max.	mm	76
12	Speed	rpm	2850		Designed	mm	76
13	No. of Stage		7		Min.	mm	76
14	Connection	Suction side		Flow	Operating	m³/h	
15	Connection	Discharge side	UNI ISO 228		Max-	m³/h	3.3
16	Max Working Pressure	bar			Min-	m³/h	0.9
17	Shut-off head	bar	4.75	Head	Operating	m	
18	Total weight	kg	See the table of "Dimensions".		- (Qmax.)	m	13.2
19	Shaft power	kW			- (Qmin.)	m	45.8
20				Max. Shaft Power at max. impeller	kW	0.34	
21	Required pump NPSH	m		Efficiency	%		

## Materials

22	Impeller		lexef			
23	Intermediate casing		EN 1.4301 (AISI 304)			
24	Shaft		EN 1.4301 (AISI 304)			
25						
26						
27						

## Motor

28	Manufacturer		without motor	Insulation class		
29	Type		without motor 1	Phases		
30	Specific design		without motor / 50 Hz / Pole pairs 1	Frame size		
31	Rated power	kW		Weight	kg	
32	Number of poles		2	Electric voltage	V	
33	Speed	rpm		Electric current	A	
34	Degree of protection					
35						

## Remarks

# Performance Curve

Pump Name

4N2-7

Customer	Date	2024-06-16	Company
Contact	Item no.		Issued by
Phone	Project		Phone
E-mail	Project ID	Proiect redenumit 2024-06-16 15:45:44	E-mail

## Requested data

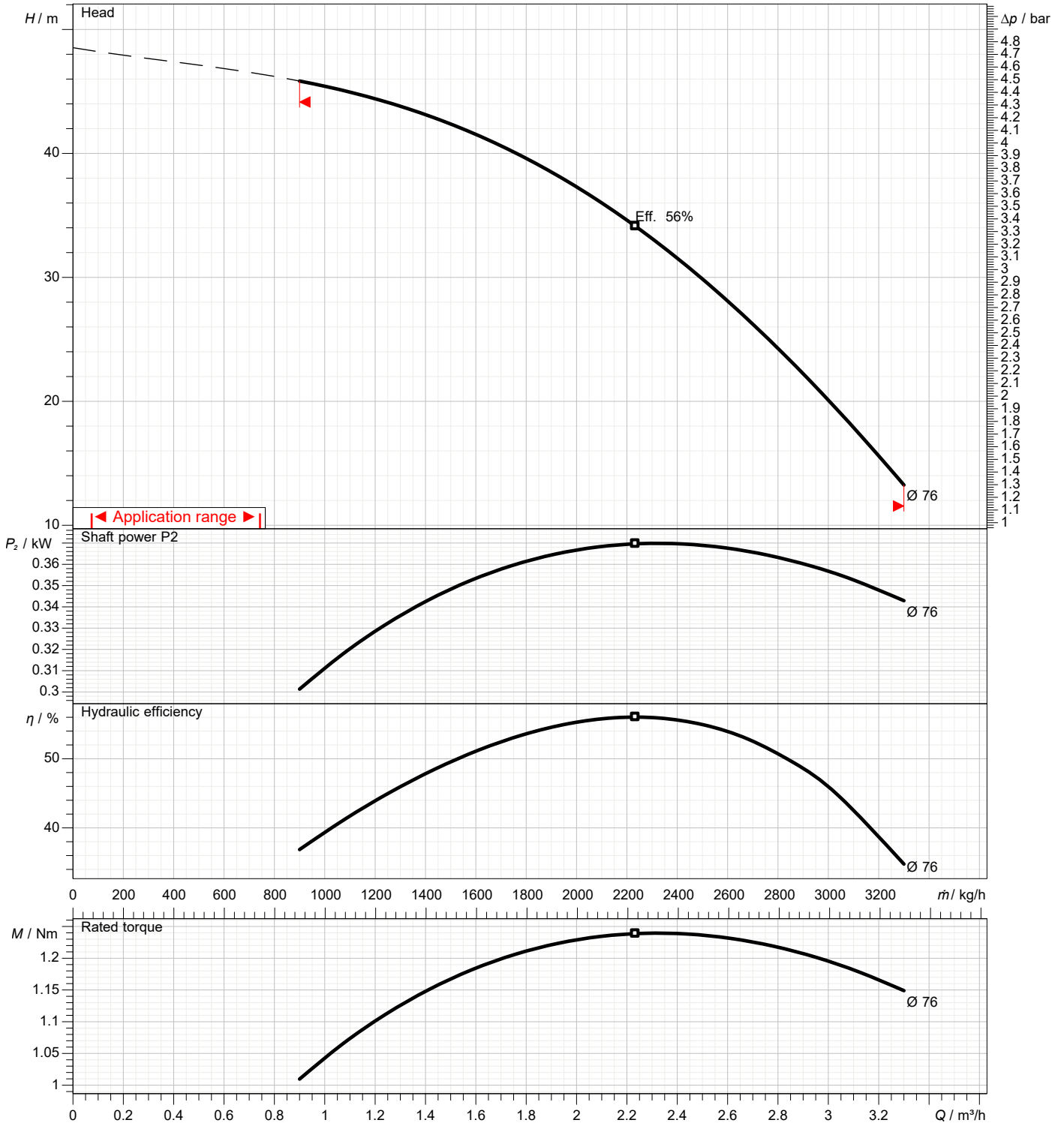
1	Flow	m³/h	
2	Head	m	
3	Geodetic head	m	

## Pump

Operating flow	m³/h		Frequency	Hz	50
Operating head	m		Number of poles		2
Impeller diameter designed	mm	76	Speed	rpm	2850

Test standard: ISO 9906:2012 - Grade3B

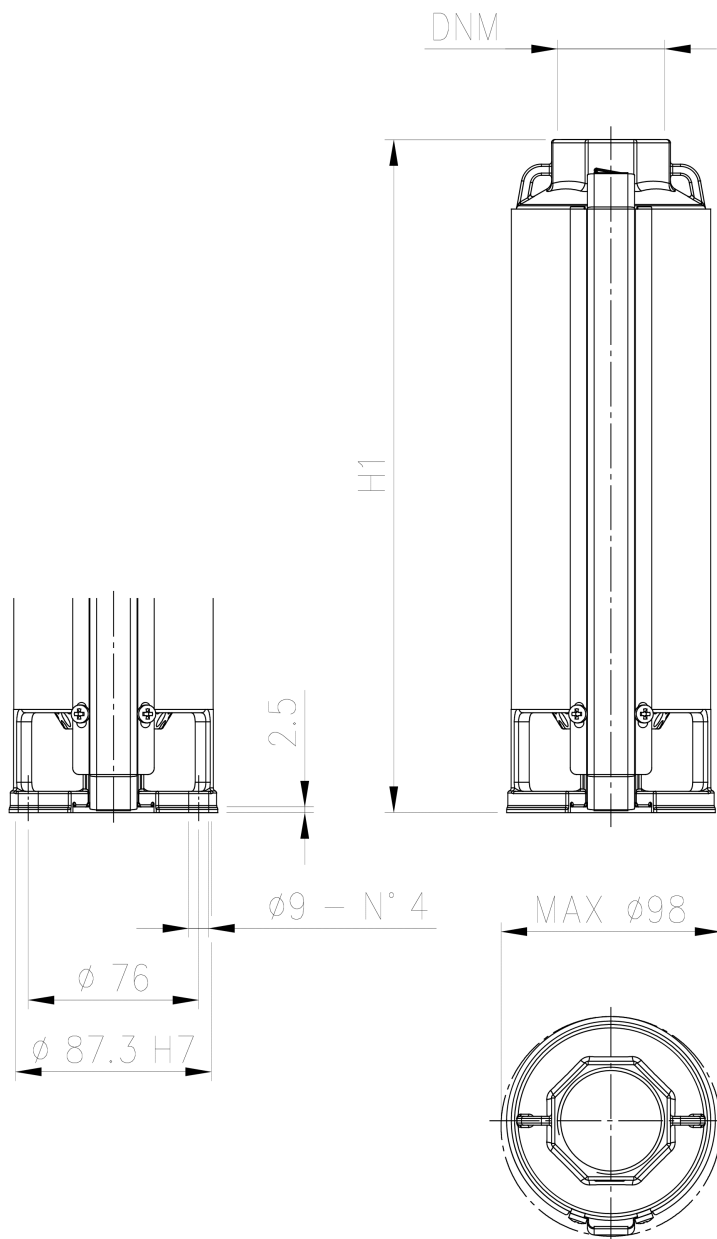
Water; 20°C; 998.3kg/m³; 1mm²/s



# Dimensions

Pump name 4N2-7

Customer	Date 2024-06-16	Company
Contact	Item no.	Issued by
Phone	Project	Phone
E-mail	Project ID Proiect redenumit 2024-06-16 15:45:44	E-mail



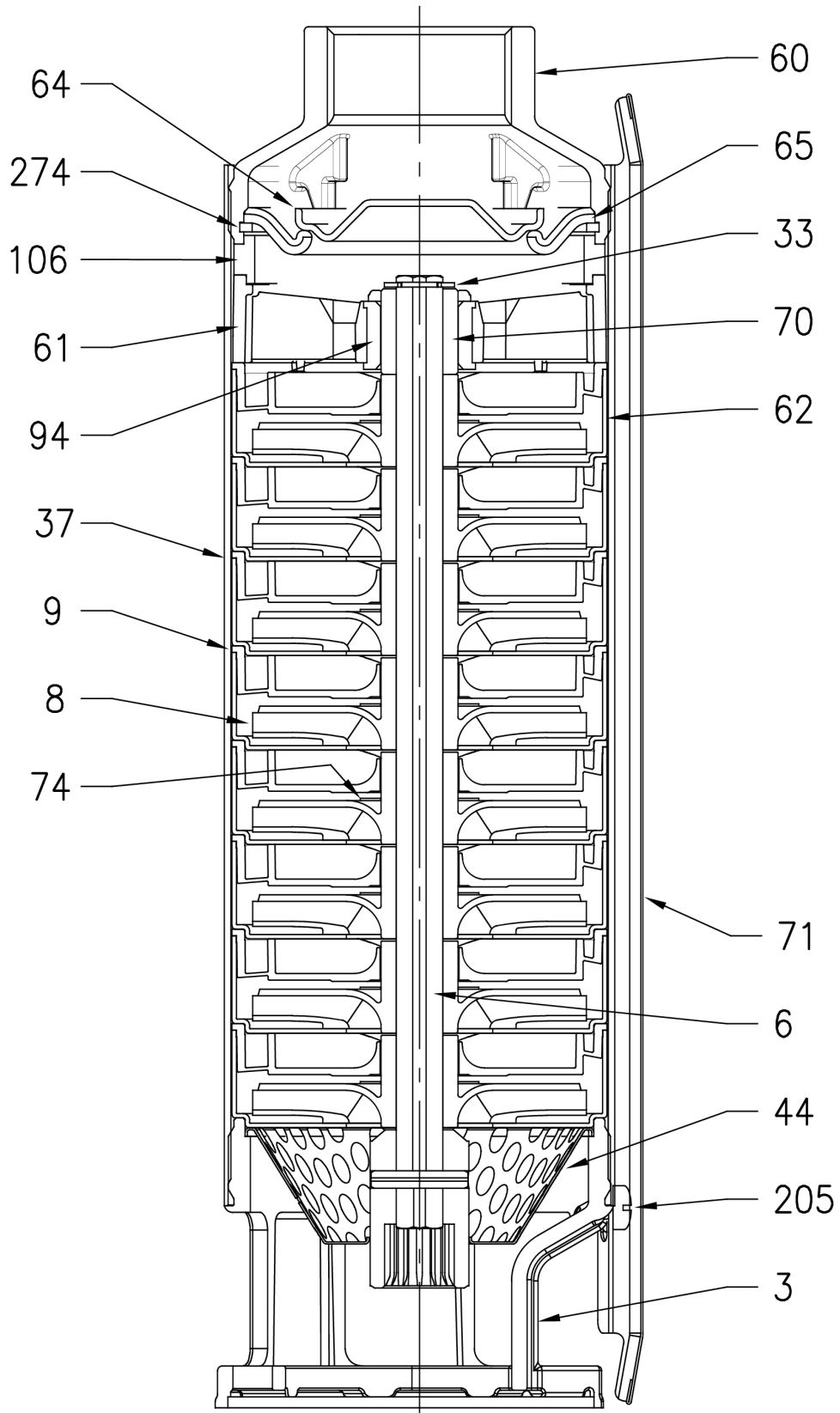
Dimensions in		mm						
1	DNM	G 1 1/4						
2	H1	265						
3								
4								
5								
6								
7								
8								
9								
10								
11								
12								
13								
14								
15								

(1/3)

# Construction

Pump name 4N2-7

Customer	Date 2024-06-16	Company
Contact	Item no.	Issued by
Phone	Project	Phone
E-mail	Project ID Proiect redenumit 2024-06-16 15:45:44	E-mail



(2/3)

# Construction

Pump name 4N2-7

Customer	Date	2024-06-16	Company
Contact	Item no.		Issued by
Phone	Project		Phone
E-mail	Project ID	Proiect redenumit 2024-06-16 15:45:44	E-mail

Pos.	PART.NAME	MATERIAL	Q.TY
3	Bracket	EN 1.4308 (ASTM CF8)	1
6	Pump shaft with coupling	EN 1.4301 (AISI 304)	1
8	Impeller	Ixel <sup>®</sup>	[*]
9	Diffuser	PPE+PS Glass fibre reinforced	[*]
33	Elastic Ring	EN 1.4301 (AISI 304)	1
37	Outer casing	EN 1.4301 (AISI 304)	[*]
44	Strainer	EN 1.4301 (AISI 304)	1
60	Discharge casing	EN 1.4308 (ASTM CF8)	1
61	Upper / Intermediate bracket	PPE+PS Glass fibre reinforced	[*]
62	Stage housing	EN 1.4301 (AISI 304)	[*]
64	Valve	EN 1.4301 (AISI 304)	1
65	Valve seat	EN 1.4301 (AISI 304) + EPDM Rubber	1
70	Shaft sleeve bearing	Alumina (Ceramic)	[*]
71	Cable guard	EN 1.4301 (AISI 304)	1
74	Thrust washer	EN 1.4301 (AISI 304)	[*]
94	Bearing	EPDM Rubber	[*]
106	Spacer	NORYL+GF20%	1
205	Screw (M4 x 6 UNI 7687)	EN 1.4301 (AISI 304)	2
274	Elastic Ring	EN 1.4310 (AISI 302)	1

[\*] See **CONSTRUCTION 3**

(3/3)

# Construction

Pump name 4N2-7

Customer	Date 2024-06-16	Company
Contact	Item no.	Issued by
Phone	Project	Phone
E-mail	Project ID Proiect redenumit 2024-06-16 15:45:44	E-mail

Pump type	N° 3A Join ring	N° 8 Impeller	N° 9 Diffuser	N° 37 Outer casing	N° 61 Upper / Intermediate bracket	N° 62 Stage housing	N° 70 Shaft sleeve bearing	N° 73 Thrust washer first impeller	N° 74 Thrust washer	N° 94 Bearing	N° 105 Spacer
4N2-7	-	7	7	1	1	7	1	-	7	1	-
4N2-10	-	10	10	1	1	10	1	-	10	1	-
4N2-14	-	14	14	1	1	14	1	-	14	1	-
4N2-20	-	20	20	1	1	20	1	-	20	1	-
4N2-28	-	28	28	1	1	28	1	-	28	1	-
4N2-40	1	40	40	2	2	40	2	-	40	2	1
4N2-56	1	56	56	2	2	56	2	-	56	2	1