

# DuPont™ IntegraTec™ MB 60 TR S

## Modules for T-Rack™ S

(previously dizzer XL 0.9 MB 60 ST)

### Key Features

#### Proven Multibore™ PES Fibers:

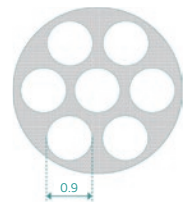
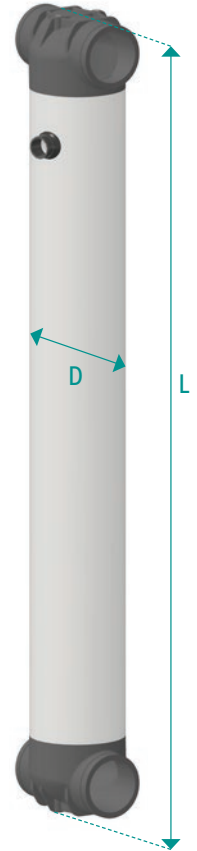
- Exceptional physical strength and chemical resistance.
- High colloidal particulate, bacteria and virus log removal rate.
- Unique design for high solids loads.
- Optional coagulation can enhance the removal of algae and organics.

#### Optimized Module Design:

- Innovative end-cap design to suit T-Rack™ S concept with simple assembly and scalability.
- Robust materials for long lifetime.
- Easy installation and low maintenance.
- All wetted parts corrosion free.

### Key Applications

- Municipal drinking water.
- Desalination RO pretreatment.
- Industrial utility water.
- Industrial wastewater reuse.
- Ideal for height restricted or containerized filtration solution.



## Module Specification

### General

Part Number / GMID	IN-5102 / 12071528	
Mode of Filtration	In-Out Pressurized	
Membrane Type	Multibore™	
Membrane Material	PESm	
Nominal Membrane Pore Size	0.02 µm	
Module Operating Process	Dead-end	
Housing Material	PVC-U, white	

### Dimensions

Active Membrane Area	60 m <sup>2</sup>	646 ft <sup>2</sup>
Module Length Including T-Piece (L)	1,879 mm	74.0 inch
Module Diameter (D)	250 mm	9.8 inch

### Weight and Volume

Shipping Weight (Module Only)	47 kg	103 lbs.
Weight Empty (Module and Corresponding Frame)	59 kg	131 lbs.
Weight Filled (Module and Corresponding Frame)	123 kg	270 lbs.
Hold-Up Volume Feed (CIP)	29 L	7.6 gal
Hold-Up Volume Membrane Structure (CIP)	16 L	4.1 gal
Hold-Up Volume Filtrate (CIP)	32 L	8.6 gal



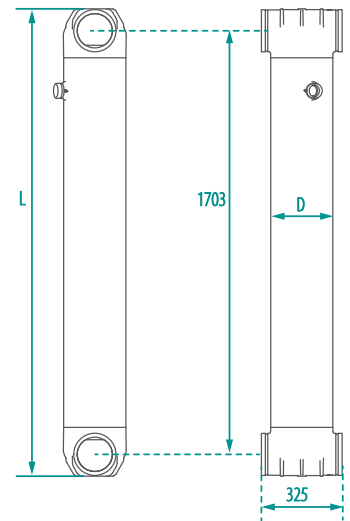
powered by



a DuPont brand

## Suggested Operating Conditions

General	Details	
Operating Temperature Range	1 - 40 °C	34 - 104 °F
Operating pH	3 - 11	
Cleaning pH	1 - 13	
Typical Filtration TMP	0.1 - 0.6 bar	1.5 - 8.7 psi
Typical Backwash TMP	0.3 - 2.0 bar	4.4 - 29.0 psi
Backwash Flux	230 L/(m <sup>2</sup> h)	135 gfd
Backwash Flow	13.8 m <sup>3</sup> /h	60.8 gpm
Operating Limits (Maximum)		
Rate of Temperature Change	5 °C/min	9 °F/min
Inlet Pressure	5 bar	73 psi
Rate of Pressure Change	0.5 bar/sec	7.3 psi/sec
Filtration TMP	1.5 bar	22 psi
Backwash TMP	3.0 bar	44 psi
Filtration Flux	180 L/(m <sup>2</sup> h)	106 gfd
Filtration Flow	10.8 m <sup>3</sup> /h	47.6 gpm
Backwash Flux	300 L/(m <sup>2</sup> h)	176 gfd
Particle Size	300 µm	
Exposure NaOCl	≤ 250,000 ppm x h (at pH ≥ 9.5)	
Concentration NaOCl	500 ppm	



## T-Rack™ Configuration

Number of Modules	T-Rack™ Unit	Part Number <sup>1</sup>	Length <sup>2</sup>		Membrane Area		
			mm	ft	m <sup>2</sup>	ft <sup>2</sup>	
<b>2 Rows Configuration</b>							
4	TR-S-4-2-1	12071170	655	2.15	240	2,583	
6	TR-S-6-2-1	12071171	985	3.23	360	3,875	
8	TR-S-8-2-1	12071172	1,315	4.31	480	5,167	
10	TR-S-10-2-1	12071173	1,645	5.40	600	6,459	
12	TR-S-12-2-1	12071174	1,975	6.48	720	7,750	
14	TR-S-14-2-1	12071175	2,305	7.56	840	9,042	
16	TR-S-16-2-1	12071176	2,635	8.65	960	10,334	
18	TR-S-18-2-1	12071177	2,965	9.73	1,080	11,625	
20	TR-S-20-2-1	12071178	3,295	10.81	1,200	12,917	
22	TR-S-22-2-1	12071179	3,625	11.89	1,320	14,209	
24	TR-S-24-2-1	12071180	3,955	12.98	1,440	15,501	
26	TR-S-26-2-1	12071181	4,285	14.06	1,560	16,792	
28	TR-S-28-2-1	12071182	4,615	15.14	1,680	18,084	
30	TR-S-30-2-1	12071183	4,945	16.22	1,800	19,376	
32	TR-S-32-2-1	12071184	5,275	17.31	1,920	20,667	
34	TR-S-34-2-1	12071185	5,605	18.39	2,040	21,959	
36	TR-S-36-2-1	12071186	5,935	19.47	2,160	23,251	
38	TR-S-38-2-1	12071187	6,265	20.55	2,280	24,543	
40	TR-S-40-2-1	12071188	6,595	21.64	2,400	25,834	

1. Rack parts without modules.

2. Length excluding central header manifold. Tolerance to ISO 2768-1c.

Number of Modules	T-Rack™ Unit	Part Number <sup>1</sup>	Length <sup>2</sup>		Membrane Area		
			mm	ft	m <sup>2</sup>	ft <sup>2</sup>	
<b>4 Rows Configuration</b>							
16	TR-S-16-4-1	12071189	1,315	4.31	960	10,334	
20	TR-S-20-4-1	12071190	1,645	5.40	1,200	12,917	
24	TR-S-24-4-1	12071191	1,975	6.48	1,440	15,501	
28	TR-S-28-4-1	12071192	2,305	7.56	1,680	18,084	
32	TR-S-32-4-1	12071193	2,635	8.65	1,920	20,667	
36	TR-S-36-4-1	12071194	2,965	9.73	2,160	23,251	
40	TR-S-40-4-1	12071195	3,295	10.81	2,400	25,834	
44	TR-S-44-4-1	12071196	3,625	11.89	2,640	28,418	
48	TR-S-48-4-1	12071197	3,955	12.98	2,880	31,001	
52	TR-S-52-4-1	12071198	4,285	14.06	3,120	33,584	
56	TR-S-56-4-1	12071199	4,615	15.14	3,360	36,168	
60	TR-S-60-4-1	12071200	4,945	16.22	3,600	38,751	
64	TR-S-64-4-1	12071201	5,275	17.31	3,840	41,335	
68	TR-S-68-4-1	12071202	5,605	18.39	4,080	43,918	
72	TR-S-72-4-1	12071203	5,935	19.47	4,320	46,502	
76	TR-S-76-4-1	12071204	6,265	20.55	4,560	49,085	
80	TR-S-80-4-1	12071205	6,595	21.64	4,800	51,668	

1. Rack parts without modules.

2. Length excluding central header manifold. Tolerance to ISO 2768-1c.

## General Information

- Avoid any abrupt pressure variations during start-up, operation, shutdown, cleaning or other sequences to prevent possible membrane damage. The maximum pressure change allowable is 0.5 bar/s.
- For assembly please refer to the latest version of the [DuPont™ IntegraTec™ Pressurized UF In-Out P Series Assembly Instructions for T-Rack™ Manual](#) (Form No. 45-D02230-en).
- If operating limits and guidelines given in this bulletin are not strictly followed, any warranty will be null and void.
- To control biological growth during extended system shutdowns, a storage solution must be introduced into the membrane modules. For Detailed information, see the [DuPont™ IntegraTec™ Pressurized UF Out-In Module Preservation Instruction Manual](#) (Form No. 45-D02946-en).

## Regulatory Note

- Certified drinking water modules require specific conditioning procedures prior to producing potable water. For operating parameters, please refer to the [DuPont™ IntegraTec™ Pressurized UF In-Out P Series Process and Design Guidelines](#) (Form No. 45-D02234-en).
- Drinking water modules may be subjected to additional regulatory restrictions in some countries. Please check local regulatory guidelines and application status before use.
- Flushing needs to be done according to the [DuPont™ IntegraTec™ Pressurized UF Out-In Module Rinsing Procedure](#) (Form No. 45-D02947-en).



Have a question? Contact us at:  
[dupont.com/water/contact-us](https://www.dupont.com/water/contact-us)

All information set forth herein is for informational purposes only. This information is general information and may differ from that based on actual conditions. Customer is responsible for determining whether products and the information in this document are appropriate for Customer's use and for ensuring that Customer's workplace and disposal practices are in compliance with applicable laws and other government enactments. The product shown in this literature may not be available for sale and/or available in all geographies where DuPont is represented. The claims made may not have been approved for use in all countries. Please note that physical properties may vary depending on certain conditions and while operating conditions stated in this document are intended to lengthen product lifespan and/or improve product performance, it will ultimately depend on actual circumstances and is in no event a guarantee of achieving any specific results. DUPONT ASSUMES NO OBLIGATION OR LIABILITY FOR THE INFORMATION IN THIS DOCUMENT. References to "DuPont" or the "Company" mean the DuPont legal entity selling the products to Customer unless otherwise expressly noted. NO WARRANTIES ARE GIVEN; ALL IMPLIED WARRANTIES OF MERCHANTABILITY OR FITNESS FOR A PARTICULAR PURPOSE ARE EXPRESSLY EXCLUDED. No freedom from infringement of any patent or trademark owned by DuPont or others is to be inferred.

DuPont™, the DuPont Oval Logo, and all trademarks and service marks denoted with ™, SM or ® are owned by affiliates of DuPont de Nemours Inc. unless otherwise noted. © 2024 DuPont. All rights reserved.

Form No. 45-D02242-en, Rev. 2  
 September 2024