

**Tender text**

**Project name**  
**Project ID**

**Customer**  
Contact  
E-mail  
Phone

**Company**  
Contact  
E-mail  
Phone

2025-01-20

Page 1 / 8

Pos.no	Description	Item no.
	<b>Close-coupled pumps</b>	
	Etabloc PumpDrive 065-040-315/754 GB	05131800

**Etabloc PumpDrive**

Horizontal single-stage volute casing pump in close-coupled design, with ratings to EN 733. Axial suction nozzle, discharge nozzle pointing radially upwards. Shaft fitted with a replaceable shaft sleeve in the shaft seal area. Volute casing and casing cover with replaceable casing wear rings. Volute casing with integrally cast pump feet for variants B, C and S. Impeller matched to the operating point for saving energy.

**PumpDrive 2 frequency**

inverter  
Self-cooling frequency inverter is mounted directly on the motor. Controlled by integrated PI controller. Controlled variables are pressure, differential pressure, flow rate, temperature. Display and setting of all operating parameters via a control unit with graphical display. Setpoint adjustment or control via external standard signal or via the control unit. Protective function for drive and pump. Pump and drive parameters pre-set at the factory.

Design:

Mains voltage	: 3~ 380 V AC -10 % to 480 V AC +10 %
Mains frequency	: 50 - 60 Hz ± 2 %
Internal power supply unit	: 24 V ± 10 %, max. 600 mA DC
Enclosure	: IP55 (to EN 60529)
Ambient temperature	: -10 °C to +50 °C
Relative humidity in operation	: 5 % to 85 %, non-condensing
Service interface	: optical
Analog input	: 2 x 0/2 - 10 V or 0/4 - 20 mA
Analog output	: 1 x 0 - 10 V or 4 - 20 mA



**Tender text**

**Project name**  
**Project ID**

**Customer**  
 Contact  
 E-mail  
 Phone

**Company**  
 Contact  
 E-mail  
 Phone

2025-01-20

Page 2 / 8

Pos.no	Description	Item no.	Qty.	UP / EUR	TP / EUR
	Digital input	: 1 x hardware enable input, 5 x parameterisable			
	Relay output	: 2 changeover contacts, parameterisable			
	Bus systems (optional)	: Modbus RTU, Profibus DP, LON, BACnet MS/TP, Profinet			
<b>Operating data</b>					
	Water	Fluid handled	:		
		Flow rate	:		
		Head	:		
	20,00 °C	Fluid temperature	:		
	temperature	Permissible fluid			
	0 bis +110	(min./max.)	:		
	pressure	Maximum operating			
	: ≤ 16 bar	Ambient temperature: -			
	10 to +50°C	(min./max.)			
<b>Motor/electronics</b>					
	≥ 0,4	MEI value	:		
	7,5 kW	Motor rating	:		
		Max. rated current	:		

**Tender text**

**Project name**  
**Project ID**

**Customer**  
Contact  
E-mail  
Phone

**Company**  
Contact  
E-mail  
Phone

2025-01-20

Page 3 / 8

Pos.no	Description	Item no.	Qty.	UP / EUR	TP / EUR
	17,6 A				
	500 1/min ... 1.800 1/min	Speed	:		
	3 x 380 V AC - 15 % to 480 V AC +10 %	Power supply	:		
	132M	Motor size	:		
	: IE5	Energy efficiency class			
	IP55	Enclosure	:		
	KSB-Standard	Motor make	:		
		<b>Materials</b>			
	Grey cast iron JL1040	Pump casing (102)	:		
	Tin bronze CC480K-GS / B30 C90700	Impeller (230)	:		
	Steel/tempered steel E335/C45	Pump shaft (210)	:		
	Grey cast iron JL1040	Casing cover (161)	:		
		Casing wear ring, suction side (502.01): DPAF seal plate, asbestos-free			
		Casing wear ring, discharge side (502.02): Grey cast iron GG / cast iron			
		Shaft seal type	:		
		Single mechanical seal with vented chamber (A-type cover)			



**Tender text**

**Project name**  
**Project ID**

**Customer**  
Contact  
E-mail  
Phone

**Company**  
Contact  
E-mail  
Phone

2025-01-20

Page 4 / 8

---

Pos.no	Description	Item no.	Qty.	UP / EUR	TP / EUR
	:10 = Q1Q1X4GG				
		Shaft seal material			
	<b>connections</b>	<b>Dimensions and</b>			
	discharge nozzle DN2 : DN 40	Nominal size of			
	suction nozzle DN1 : DN 65	Nominal diameter of			
	suction side : 16	Nominal pressure,			
	discharge side : 16	Nominal pressure,			
	<b>information</b>	<b>Purchase order</b>			
	147,3 kg	Approx. net weight :			
	KSB	Make :			
	Etabloc PumpDrive 065-040-315/754 GB	Type :			
	V3	Material price group :			
	05131800	<b>Material number</b> :			



**Tender text**

**Project name**  
**Project ID**

**Customer**  
Contact  
E-mail  
Phone

**Company**  
Contact  
E-mail  
Phone

2025-01-20

Page 5 / 8

---

<b>Pos.no</b>	<b>Description</b>	<b>Item no.</b>	<b>Qty.</b>	<b>UP / EUR</b>	<b>TP / EUR</b>
	Frequency controller: PumpDrive2		1		

---

**Data sheet: technical data**

**Project name**  
**Project ID**

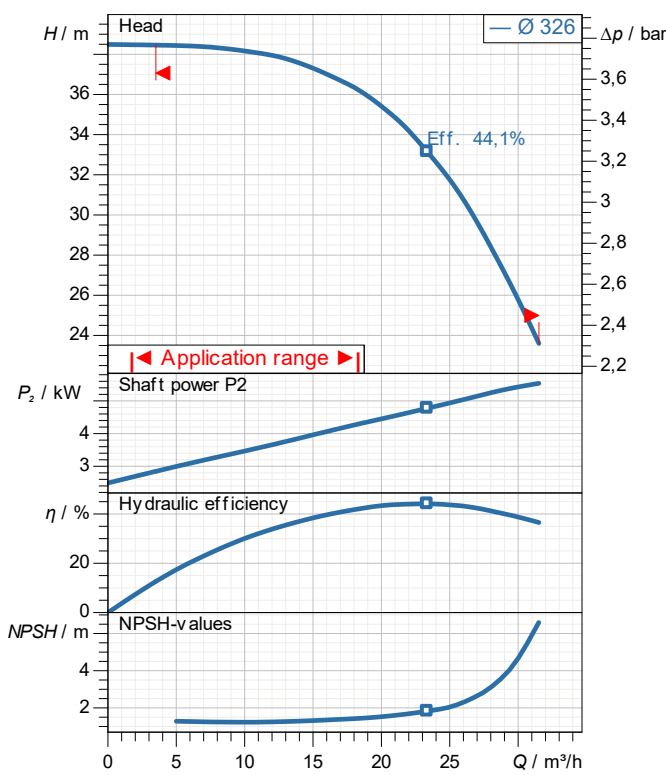
**Item-No.**  
**Design** Close-coupled pumps  
**Type / Coding** Etabloc PumpDrive 065-040-315/754 GB

**Customer**  
Contact  
E-mail  
Phone

**Company**  
Contact  
E-mail  
Phone

2025-01-20

Page 6 / 8



**demand data**

Flow  
Head  
Geodetic head  
Media Water  
Liquid temperature 20 °C  
Concentration 100 %

**Pump data**

Make KSB  
Type Etabloc PumpDrive 065-040-315/754 GB  
Design Close-coupled pumps  
Specific design Single head pump  
Max. fluid temperature 140 °C

**Hydraulic data (Duty point)**

Flow  
Head  
Efficiency  
Minimum Efficiency Index ≥ 0,4

**Material / sealing element**

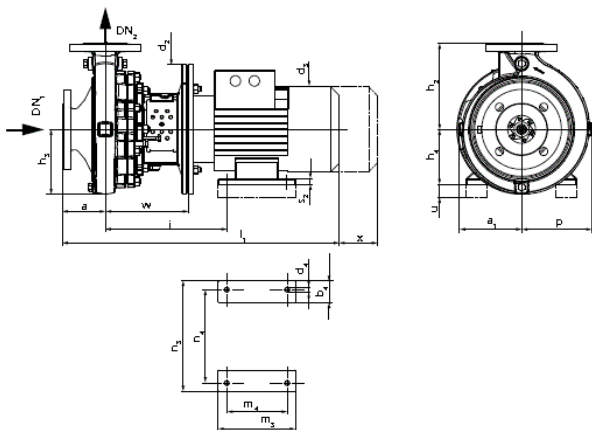
Volute casing Grey cast iron JL1040  
Discharge cover Grey cast iron JL1040  
Impeller Tin bronze CC480K-GS / B30 C90700  
Shaft Steel/tempered steel E335/C45  
Bearing bracket lantern DPAF seal plate, asbestos-free  
Casing wear ring Grey cast iron GG / cast iron

**Motor data**

Power uptake 8,09 kW  
Rated power 7,5 kW  
Speed 1.500 1/min  
Rated voltage 400 V  
Rated current 17,6 A  
Degree of protection IP55

**Product information**

Ident. No./ type key 05131800  
Weight loaded 147,3 kg  
Gross price 15.856,12 EUR  
PL 2025-01-20  
Price group V3



**Data sheet: performance curve**

**Project name**  
**Project ID**

**Item-No.**  
**Design** Close-coupled pumps  
**Type / Coding** Etabloc PumpDrive 065-040-315/754 GB

**Customer**  
Contact  
E-mail  
Phone

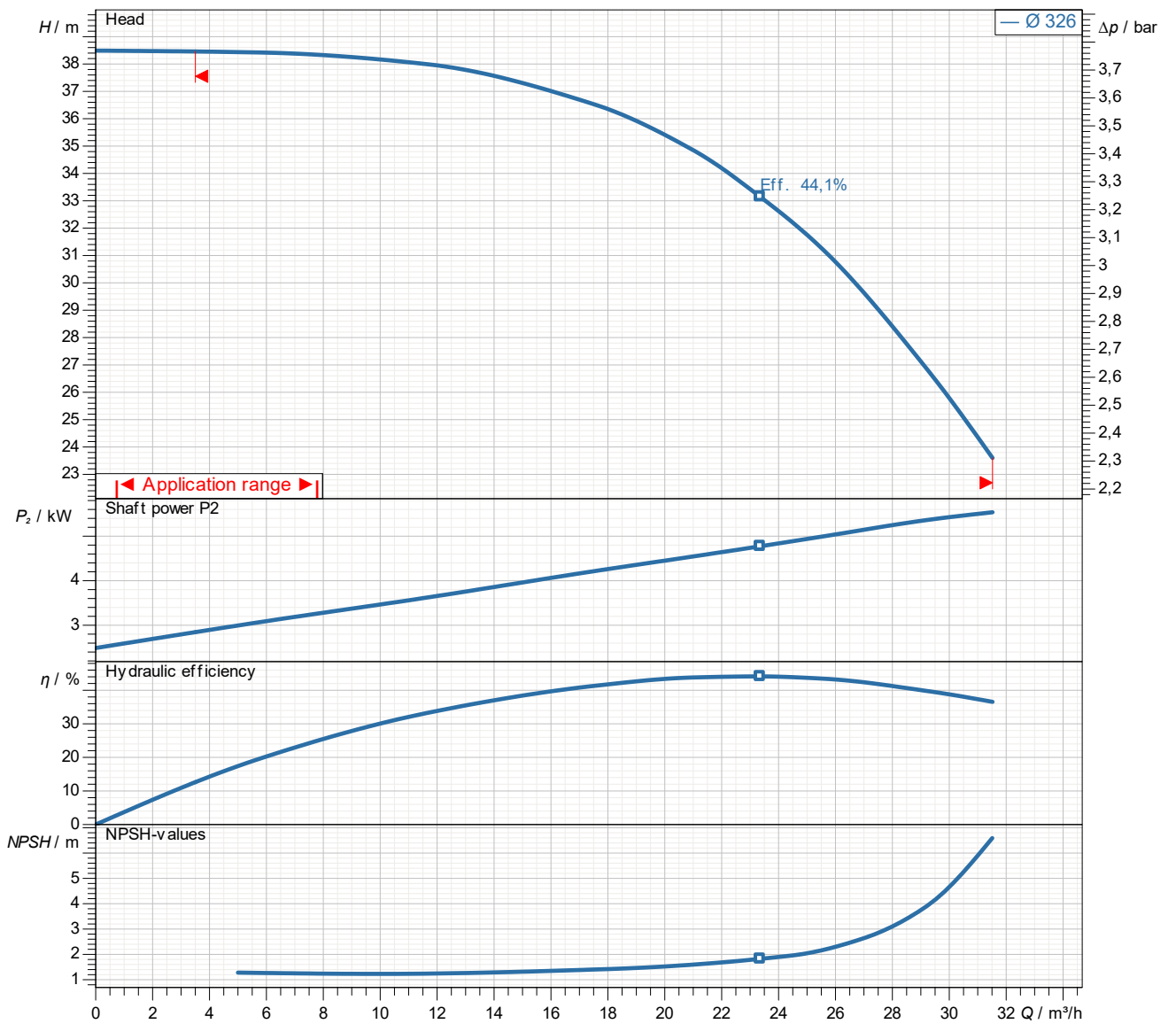
**Company**  
Contact  
E-mail  
Phone

2025-01-20

Page 7 / 8

**Performance curve**

**Etabloc PumpDrive 065-040-315/754 GB**



Density 998,3 kg/m<sup>3</sup>  
Viscosity 1,005 mm<sup>2</sup>/s



Name	Wert	Name	Wert
a	125 mm		
a1	207 mm		
DN1	65 mm		
DN2	40 mm		
h1	180 mm		
h2	250 mm		
h3	204 mm		
n1	260 mm		
n2	180 mm		
p	207 mm		
x	100 mm		