

Customer

Technical data

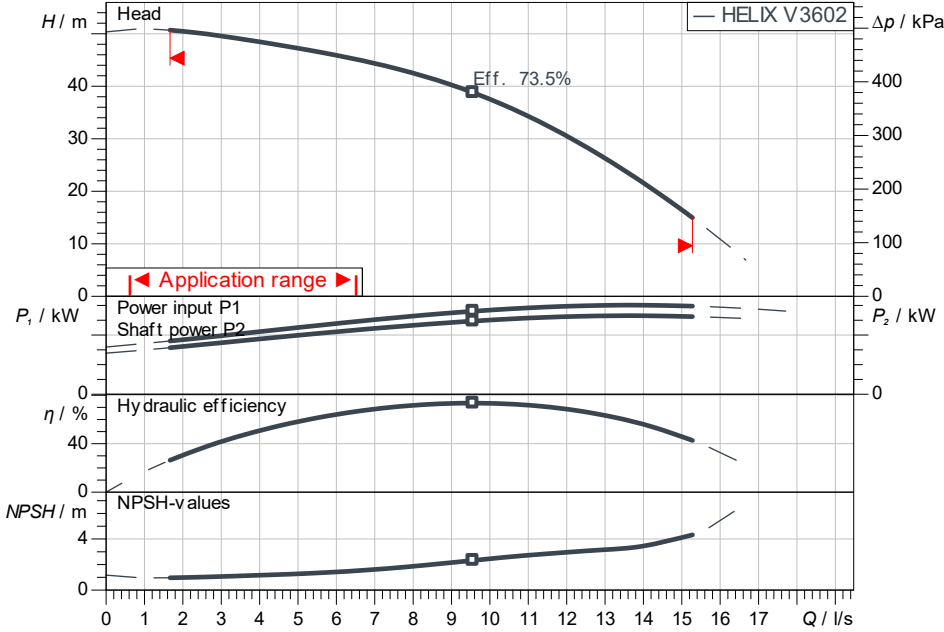
Fire-extinguishing system FLA-2 Helix V 3602/K-01 PN10

Project ID: Untitled project 2025-03-03 14:15:38.327

Project name
Installation location
Customer pos. No.

Date: 2025-03-03

Duty chart



Requested data

Flow
Head
Media: Water 100 %
Fluid temperature: 20.00 °C
Density: 998.30 kg/m³
Kin. viscosity: 1.00 mm²/s

Hydraulic data (Duty point)

Flow
Head
Shaft power P2

Product data

Fire-extinguishing system
FLA-2 Helix V 3602/K-01 PN10

No. of pumps: 2
Max. operating pressure: 1,000 kPa
Inlet pressure max.: 1,000
Fluid temperature: 3 °C ... +50 °C
Max. ambient temperature: 40 °C
Protection class system: IP55
Protection class of switchgear: IP54
Diaphragm pressure vessel: Yes
Low-water cut-out switchgear: No

Motordata per Motor/Pump

Motor efficiency level: IE3
Mains connection: 3~ 400 V / 50 Hz
Permitted voltage tolerance: +-10 %
Rated speed: 2,900 1/min
Rated power P2: 5.50 kW
Rated current: 10.50 A
Power factor: 0.86
Efficiency: 50% / 75% / 100%
Degree of protection: IP55
Insulation class: F
Motor protection: Yes

Fitting dimensions

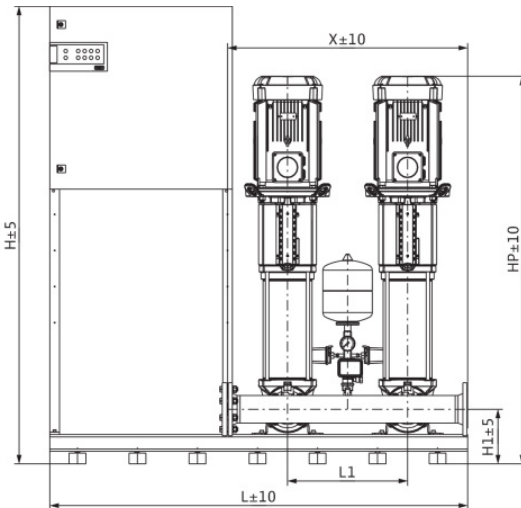
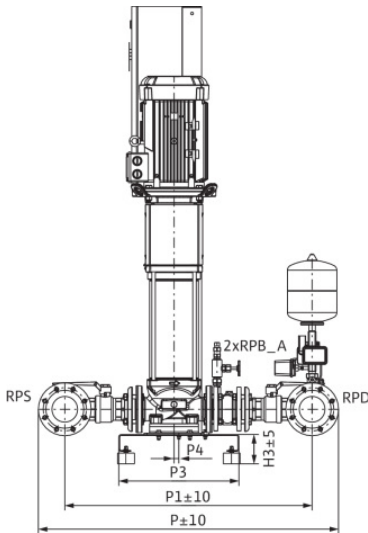
Pipe connection on the suction side: DN 100, PN 10
Pipe connection (pressure side): DN 100, PN 16

Materials

Pump housing: 5.1301/EN-GJL-250
Impeller: 1.4307
Shaft: 1.4057
Shaft seal: Q1BE3GG
Gasket material: EPDM
Pipework material: 1.4307

Information for order placements

Weight approx.: 397 kg
Item number: 2534381



Dimensions mm

H	1,905	L	1,740	P4	0
H1	230	L1	500	RPB_A	R 1 ¼
H3	125	P	1,250	RPD	DN 100,
HP	947	P1	1,030	RPS	DN 100,
HS	760	P3	500		

Contact
E-mail
Phone

Customer

Contact
E-mail
Phone

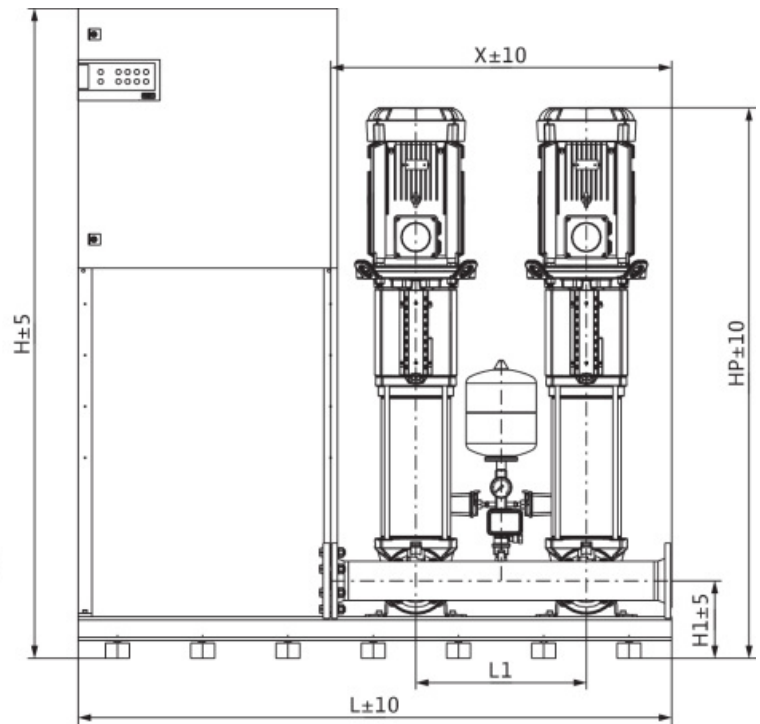
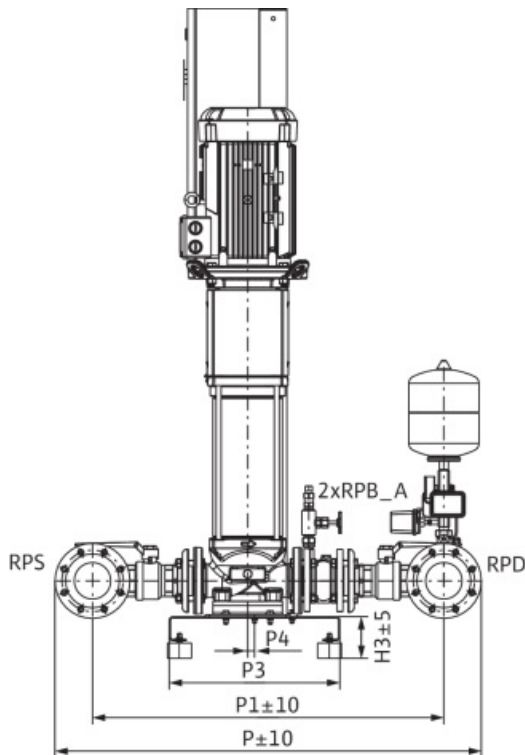
Dimensions

Fire-extinguishing system
FLA-2 Helix V 3602/K-01 PN10

Project ID Untitled project 2025-03-03 14:15:38.327

Project name
Installation location
Customer pos. No.

Date 2025-03-03



Standard

Suction side DN 100, PN 10/PN 16
Discharge side DN 100, PN 10/PN 16

Dimensions mm

Name	Value	Name	Value	Name	Value	Name	Value
H	1,905	P	1,250				
H1	230	P1	1,030				
H3	125	P3	500				
HP	947	P4	0				
HS	760	RPB_A	R 1¼				
L	1,740	RPD	DN 100, PN 16				
L1	500	RPS	DN 100, PN 10				