

## Technical data

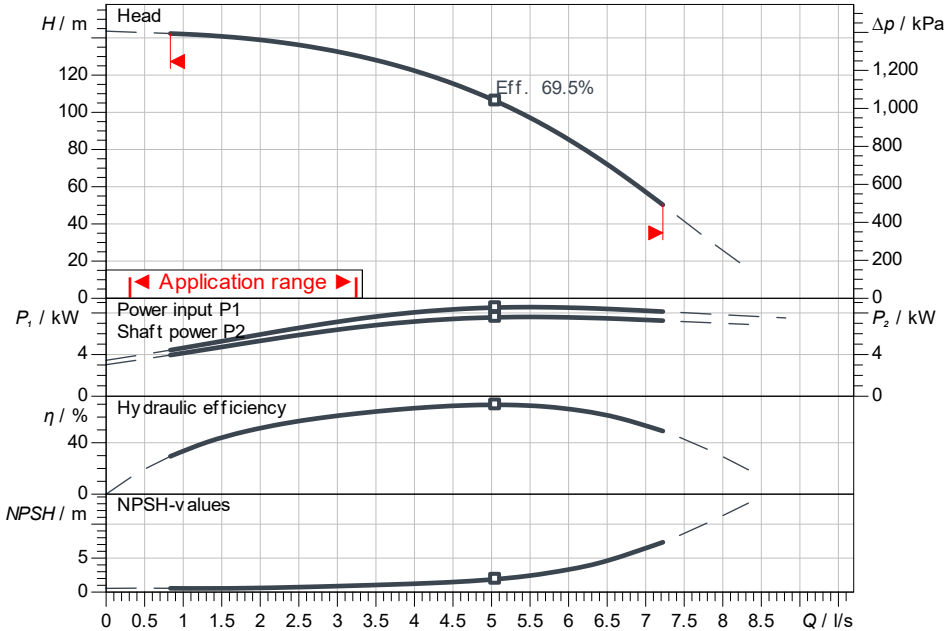
### Fire-extinguishing system FLA-2 Helix V 1611/K-01 PN16

Project ID: Untitled project 2025-03-03 14:15:38.327

Project name  
Installation location  
Customer pos. No.

Date: 2025-03-03

#### Duty chart



#### Requested data

Flow  
Head  
Media: Water 100 %  
Fluid temperature: 20.00 °C  
Density: 998.30 kg/m<sup>3</sup>  
Kin. viscosity: 1.00 mm<sup>2</sup>/s

#### Hydraulic data (Duty point)

Flow  
Head  
Shaft power P2

#### Product data

Fire-extinguishing system  
FLA-2 Helix V 1611/K-01 PN16

No. of pumps: 2  
Max. operating pressure: 1,600 kPa  
Inlet pressure max.: 1,000  
Fluid temperature: 3 °C ... +50 °C  
Max. ambient temperature: 40 °C  
Protection class system: IP55  
Protection class of switchgear: IP54  
Diaphragm pressure vessel: Yes  
Low-water cut-out switchgear: No

#### Motordata per Motor/Pump

Motor efficiency level: IE3  
Mains connection: 3~ 400 V / 50 Hz  
Permitted voltage tolerance: + -10 %  
Rated speed: 2,900 1/min  
Rated power P2: 7.50 kW  
Rated current: 13.70 A  
Power factor: 0.88  
Efficiency: 50% / 75% / 100%  
Degree of protection: IP55  
Insulation class: F  
Motor protection: Yes

#### Fitting dimensions

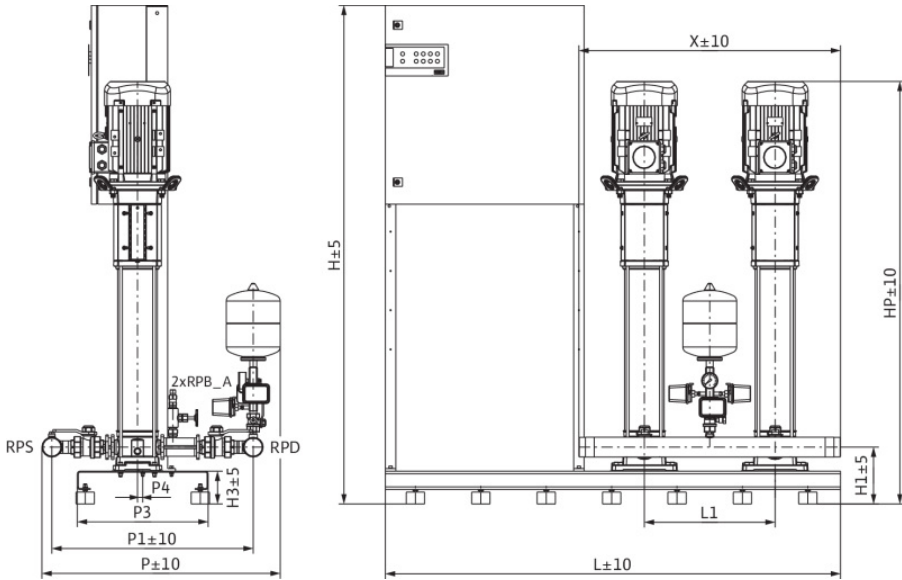
Pipe connection on the suction side: R 2½, PN 10  
Pipe connection (pressure side): R 2½, PN 16

#### Materials

Pump housing: 1.4301  
Impeller: 1.4307  
Shaft: 1.4301  
Shaft seal: Q1BE3GG  
Gasket material: EPDM  
Pipework material: 1.4307

#### Information for order placements

Weight approx.: 388 kg  
Item number: 2534365



#### Dimensions mm

H	1,905	L	1,740	P4	20
H1	215	L1	500	RPB_A	R ¾
H3	125	P	912	RPD	R 2½, PN
HP	1,612	P1	770	RPS	R 2½, PN
HS	760	P3	500		

**Customer**

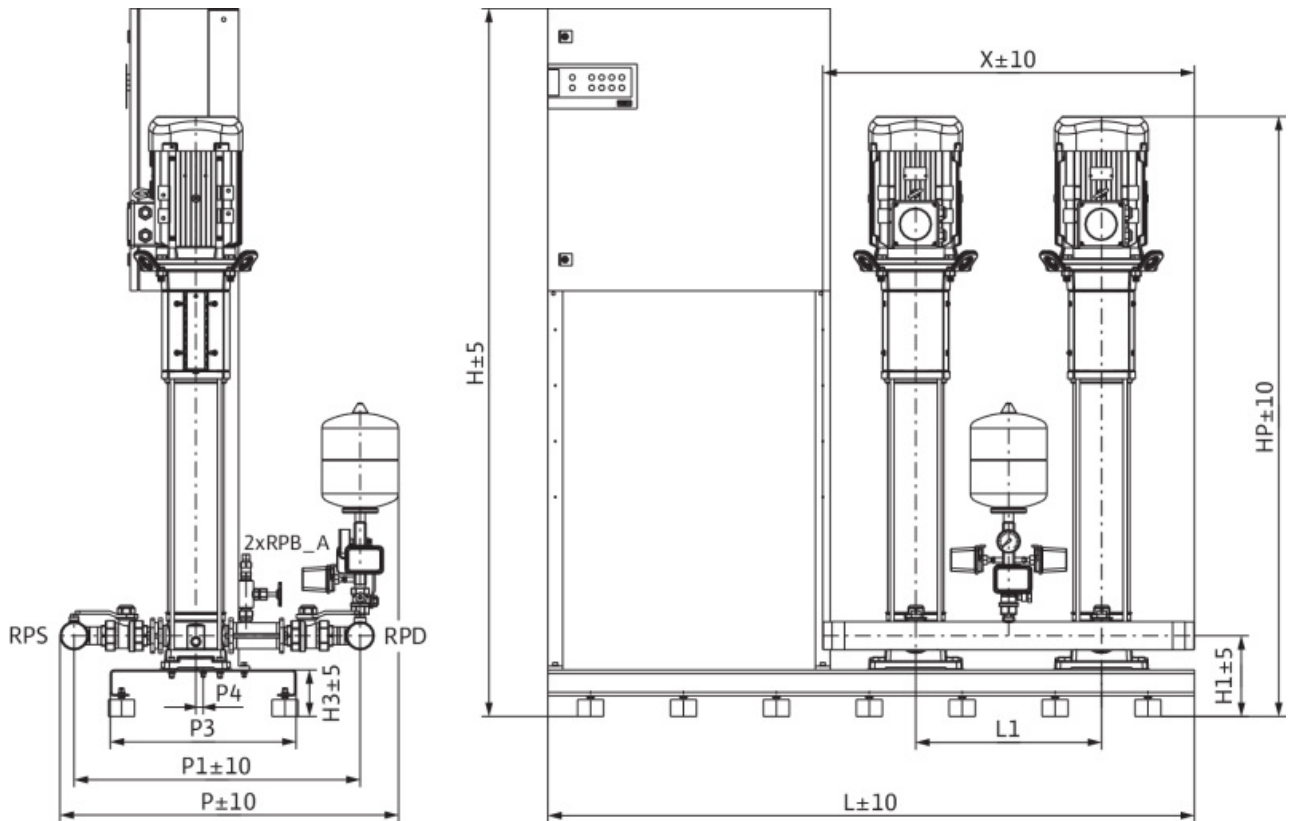
## Dimensions

Fire-extinguishing system  
FLA-2 Helix V 1611/K-01 PN16

Project ID                      Untitled project 2025-03-03 14:15:38.327

Project name  
Installation location  
Customer pos. No.

Date                      2025-03-03



**Standard**

Suction side                      R 2½, PN 10/PN 16  
Discharge side                   R 2½, PN 10/PN 16

**Dimensions**                      mm

Name	Value	Name	Value	Name	Value	Name	Value
H	1,905	P	912				
H1	215	P1	770				
H3	125	P3	500				
HP	1,612	P4	20				
HS	760	RPB_A	R ¾				
L	1,740	RPD	R 2½, PN 16				
L1	500	RPS	R 2½, PN 10				