

Customer

Dimensions

Glanded monobloc pump
BM-S 100/220-7,5/4

Project ID

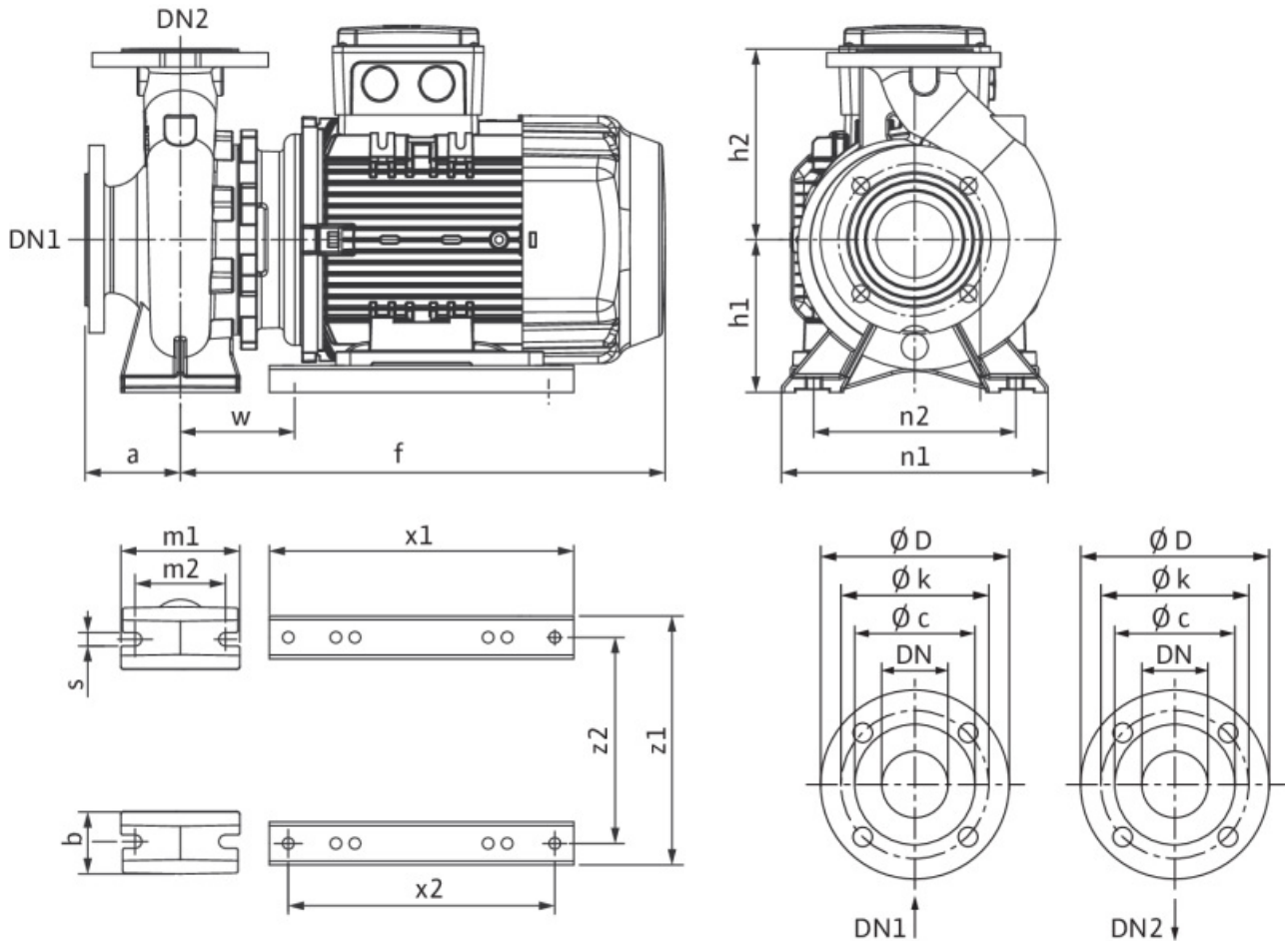
Untitled project 2025-03-17 01:38:16.703

Project name

Installation location

Customer pos. No.

Date 2025-03-17



Standard

Suction side DN 125, PN 10
Discharge side DN 100, PN 10

Dimensions mm

Name	Value	Name	Value	Name	Value	Name	Value
a	125	h1	200	Ø k	180	x2	280
b	80	h2	280	Ø d	184	z1	261
d	12	m1	160	Ø D	250	z2	216
dL	18	m2	120	Ø D	220		
DN1	DN 125, PN 10	n1	360	s	18		
DN2	DN 100, PN 10	n2	280	w	185		
f	636	Ø k	210	x1	320		

Customer

Technical data

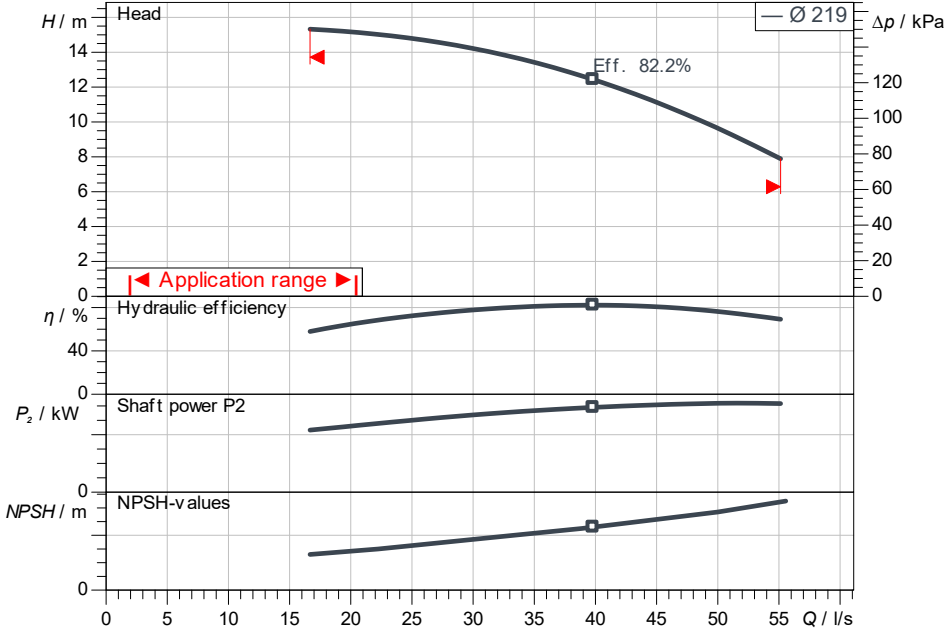
Glanded monobloc pump BM-S 100/220-7,5/4

Project ID Untitled project 2025-03-17 01:38:16.703

Project name
Installation location
Customer pos. No.

Date 2025-03-17

Duty chart



Requested data

Flow
Head
Media Water 100 %
Fluid temperature 20.00 °C
Density 998.30 kg/m³
Kin. viscosity 1.00 mm²/s

Hydraulic data (Duty point)

Flow
Head
Shaft power P_2
Hydraulic efficiency
NPSH

Product data

Glanded monobloc pump
BM-S 100/220-7,5/4
Max. operating pressure 1,000 kPa
Fluid temperature -10 °C ... +90 °C
Max. ambient temperature 40 °C
Minimum efficiency index (MEI) ≥ 0.4

Motordata per Motor/Pump

Motor efficiency level IE3
Mains connection 3~ 400 V / 50 Hz
Permitted voltage tolerance + -10 %
Rated speed 1,450 1/min
Rated power P_2 7.50 kW
Rated current 15.80 A
Power factor 0.78
Efficiency 50% / 75% / 100% 89.6/ 90.5/90.4%
Degree of protection IP55
Insulation class F
Motor protection No

Fitting dimensions

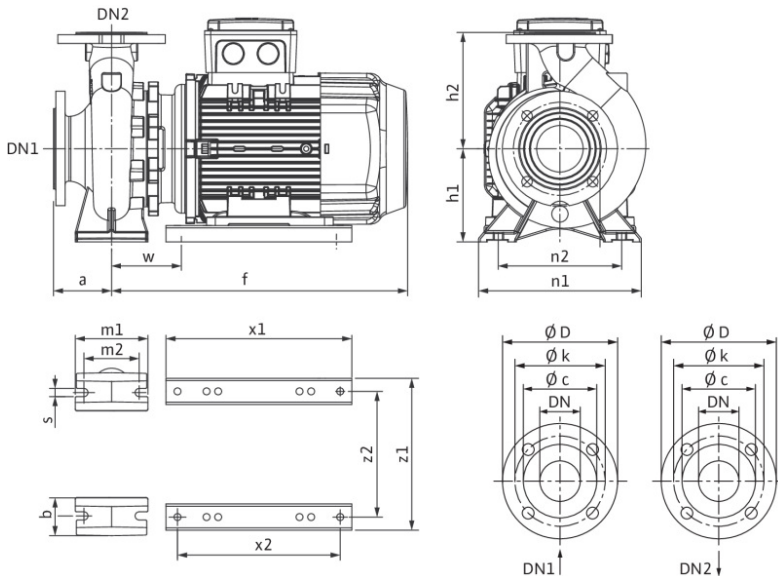
Pipe connection on the suction side DN 125, PN 10
Pipe connection (pressure side) DN 100, PN 10
Port to Port -

Materials

Pump housing 1.4408
Impeller 1.4408
Shaft 1.4362
Shaft seal Q1Q1VGG

Information for order placements

Weight approx. 138 kg
Item number 2103379





Contact
E-mail
Phone

Customer

Contact
E-mail
Phone

Hydraulic data

Glanded monobloc pump
BM-S 100/220-7,5/4

Project ID: Untitled project 2025-03-17 01:38:16.703

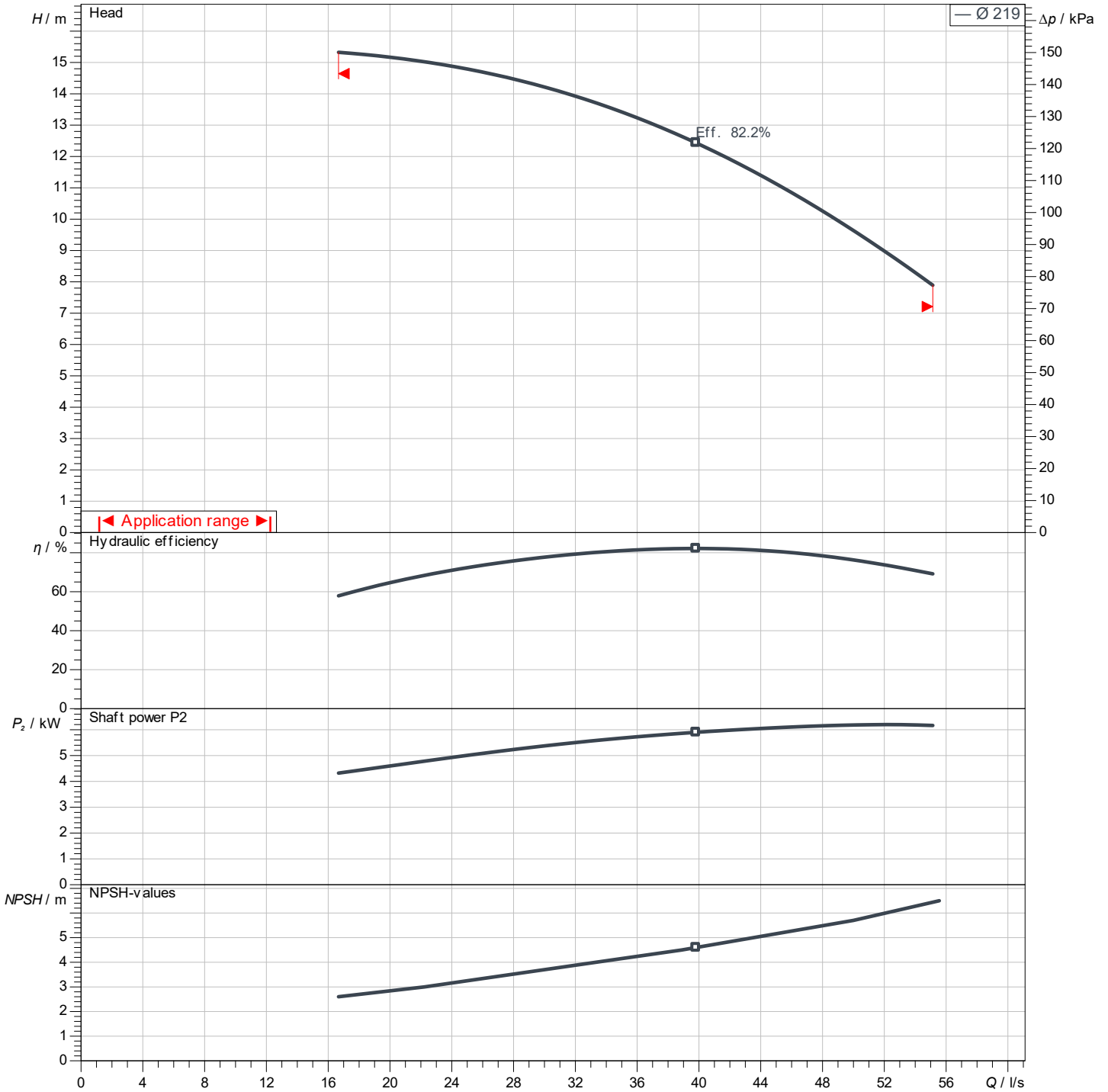
Project name
Installation location
Customer pos. No.

Date 2025-03-17

Operating data

Rotational speed 1450 1/min	Frequency 50 Hz	Duty point Q =	H =	Suction port DN 125	Discharge port DN 100
---------------------------------------	---------------------------	--------------------------	------------	-------------------------------	---------------------------------

Power data referred to: Water; 20°C; 998.3kg/m³; 1.005mm²/s ±10 % tolerance with linear U/f frequency control



No test norm defined for this product