

Customer

Dimensions

Glanded monobloc pump
BM-S 50/120-2,2/2

Project ID

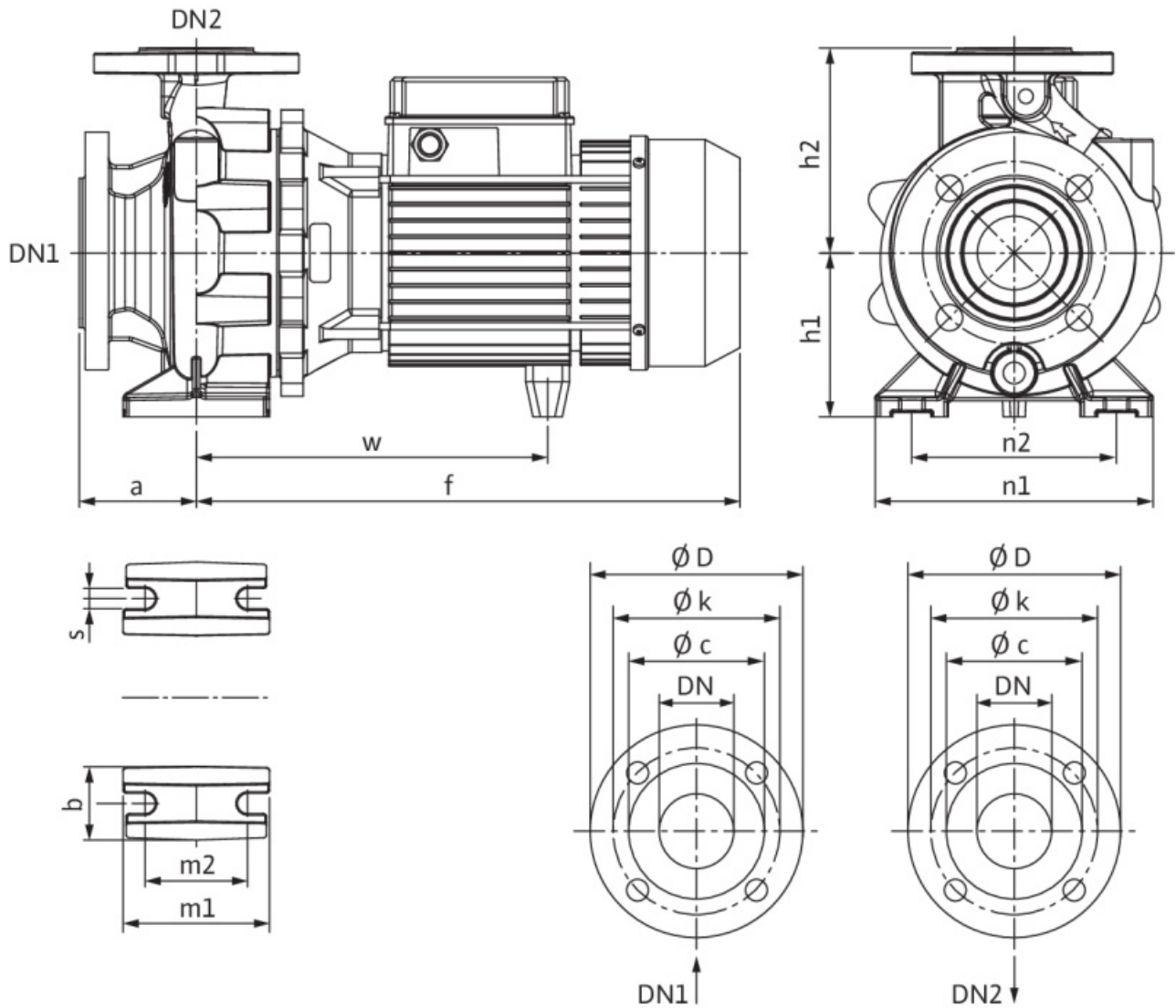
Untitled project 2025-03-01 21:27:50.947

Project name

Installation location

Customer pos. No.

Date 2025-03-01



Standard

Suction side DN 65, PN 10
Discharge side DN 50, PN 10

Dimensions mm

Name	Value	Name	Value	Name	Value	Name	Value
a	100	h2	160	ØD	185		
b	50	m1	100	ØD	165		
dL	18	m2	70	s	14		
DN1	DN 65, PN 10	n1	240	w	273		
DN2	DN 50, PN 10	n2	190				
f	372	Ø k	145				
h1	132	Ø k	125				

Customer

Technical data

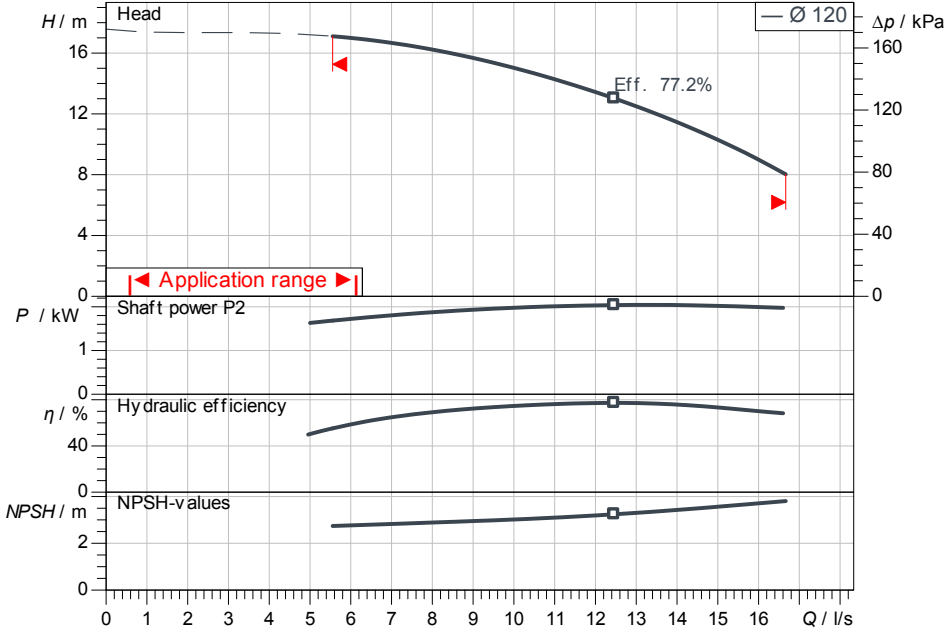
Glanded monobloc pump BM-S 50/120-2,2/2

Project ID Untitled project 2025-03-01 21:27:50.947

Project name
Installation location
Customer pos. No.

Date 2025-03-01

Duty chart



Requested data

Flow
Head
Media Water 100 %
Fluid temperature 20.00 °C
Density 998.30 kg/m³
Kin. viscosity 1.00 mm²/s

Hydraulic data (Duty point)

Flow
Head
Shaft power P2
Hydraulic efficiency
NPSH

Product data

Glanded monobloc pump
BM-S 50/120-2,2/2
Max. operating pressure 1,000 kPa
Fluid temperature -10 °C ... +90 °C
Max. ambient temperature 40 °C
Minimum efficiency index (MEI) ≥ 0.4

Motordata per Motor/Pump

Motor efficiency level IE3
Mains connection 3~ 400 V / 50 Hz
Permitted voltage tolerance + -10 %
Rated speed 2,900 1/min
Rated power P2 2.20 kW
Rated current 4.43 A
Power factor 0.8
Efficiency 50% / 75% / 100% 85.8 / 86.5 / 85.9 %
Degree of protection IP55
Insulation class F
Motor protection No

Fitting dimensions

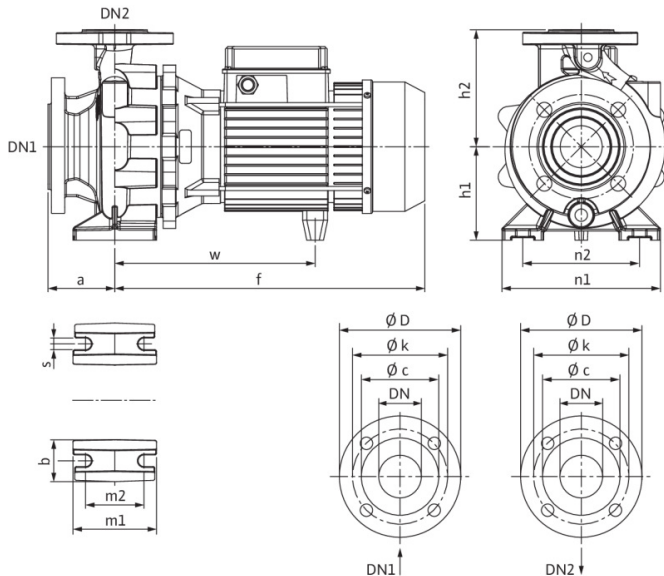
Pipe connection on the suction side DN 65, PN 10
Pipe connection (pressure side) DN 50, PN 10
Port to Port -

Materials

Pump housing 1.4408
Impeller 1.4408
Shaft 1.4362
Shaft seal Q1Q1VGG

Information for order placements

Weight approx. 39 kg
Item number 2103428





Contact
E-mail
Phone

Customer

Contact
E-mail
Phone

Hydraulic data

Glanded monobloc pump
BM-S 50/120-2,2/2

Project ID Untitled project 2025-03-01 21:27:50.947

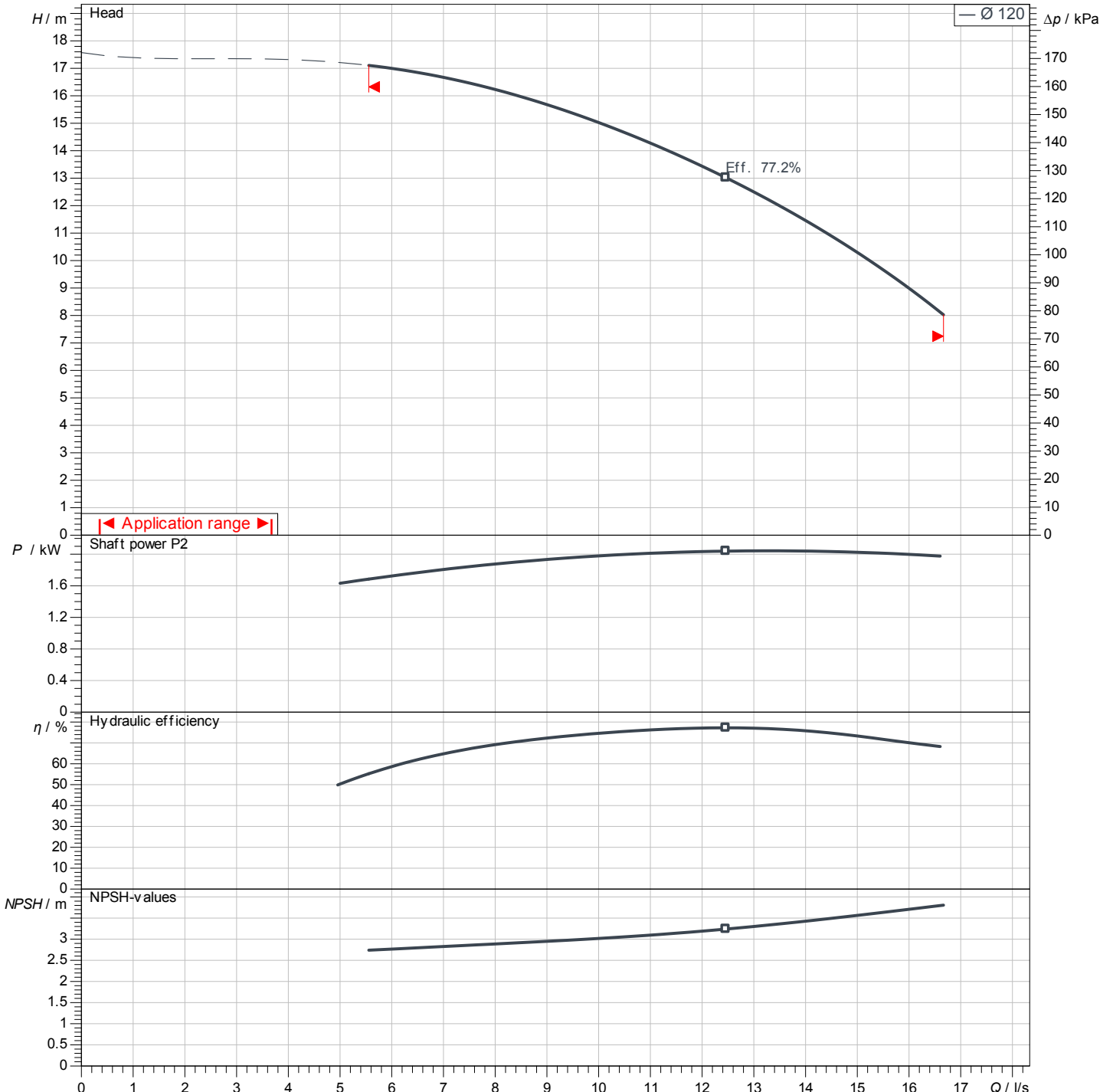
Project name
Installation location
Customer pos. No.

Date 2025-03-01

Operating data

Rotational speed 2900 1/min	Frequency 50 Hz	Duty point Q =	H =	Suction port DN 65	Discharge port DN 50
---------------------------------------	---------------------------	--------------------------	------------	------------------------------	--------------------------------

Power data referred to: Water; 20°C; 998.3kg/m³; 1.005mm²/s ±10 % tolerance with linear U/f frequency control



No test norm defined for this product