

Customer

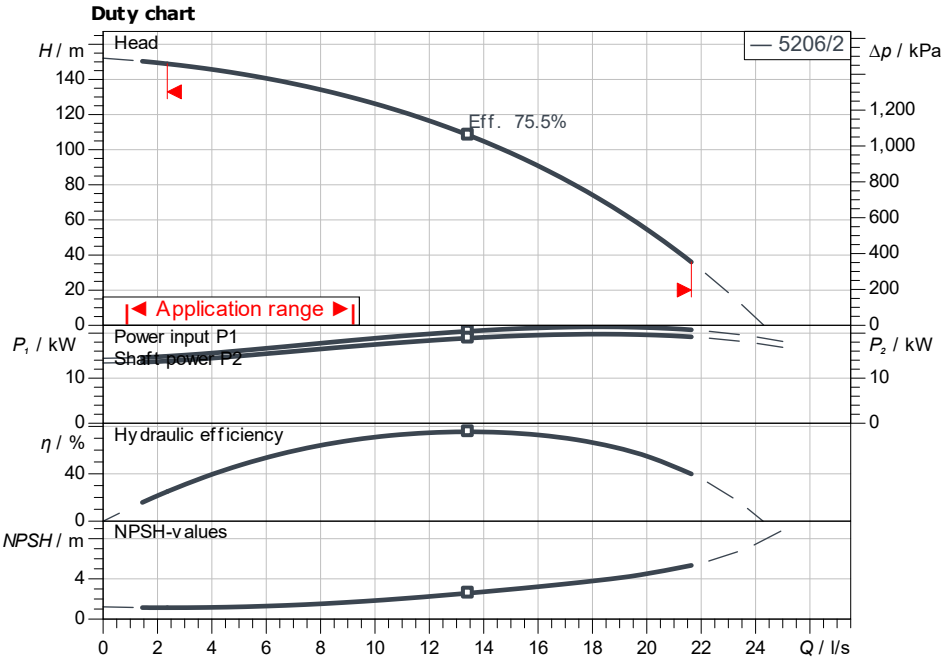
Technical data

Fire-extinguishing system FLA-1 Helix V 5206/2/K-02 PN16

Project ID: Untitled project 2025-03-03 14:15:38.327

Project name
Installation location
Customer pos. No.

Date: 2025-03-03



Requested data

Flow
Head
Media: Water 100 %
Fluid temperature: 20.00 °C
Density: 998.30 kg/m³
Kin. viscosity: 1.00 mm²/s

Hydraulic data (Duty point)

Flow
Head
Shaft power P2

Product data

Fire-extinguishing system
FLA-1 Helix V 5206/2/K-02 PN16

No. of pumps: 1
Max. operating pressure: 1,600 kPa
Inlet pressure max.: 1,000
Fluid temperature: 3 °C ... +50 °C
Max. ambient temperature: 40 °C
Protection class system: IP55
Protection class of switchgear: IP54
Diaphragm pressure vessel: Yes
Low-water cut-out switchgear: No

Motordata per Motor/Pump

Motor efficiency level: IE3
Mains connection: 3~ 400 V / 50 Hz
Permitted voltage tolerance: +-10 %
Rated speed: 2,940 1/min
Rated power P2: 22.00 kW
Rated current: 39.10 A
Power factor: 0.87
Efficiency: 50% / 75% / 100%
Degree of protection: IP55
Insulation class: F
Motor protection: Yes

Fitting dimensions

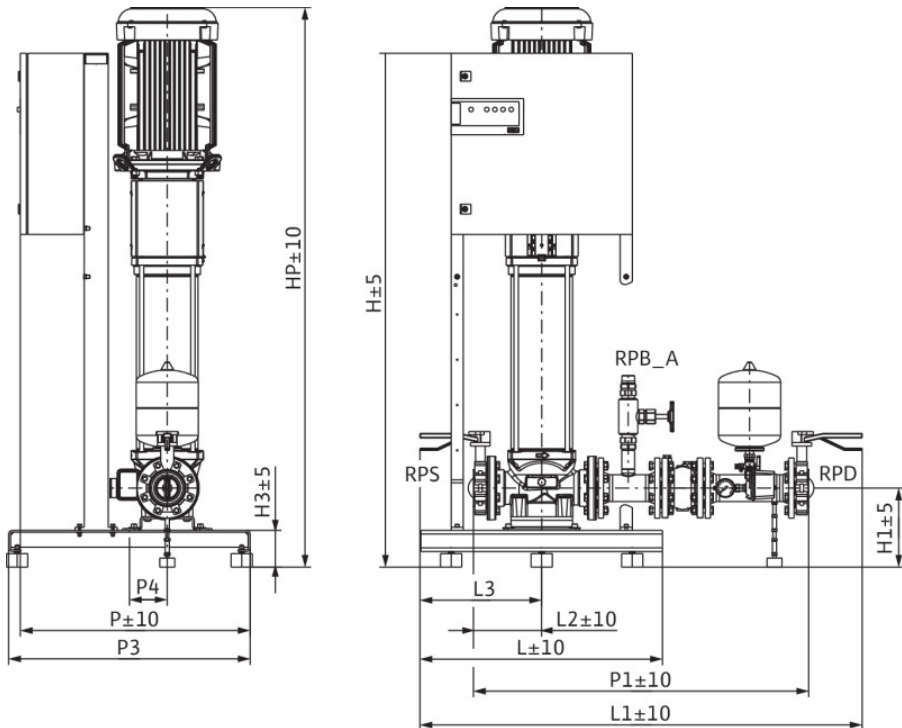
Pipe connection on the suction side: DN 80, PN 10
Pipe connection (pressure side): DN 80, PN 16

Materials

Pump housing: 5.1301/EN-GJL-250
Impeller: 1.4307
Shaft: 1.4057
Shaft seal: Q1BE3GG
Gasket material: EPDM
Pipework material: 1.4307

Information for order placements

Weight approx.: 261 kg
Item number: 2534399



Dimensions

mm

H	1,705	L	800	P1	1,118	RPS	DN 80, P
H1	265	L1	1,472	P3	800		
H3	125	L2	231	P4	125		
HP	1,773	L3	400	RPB_A	R 1¼		
HS	600	P	760	RPD	DN 80, P		

Customer

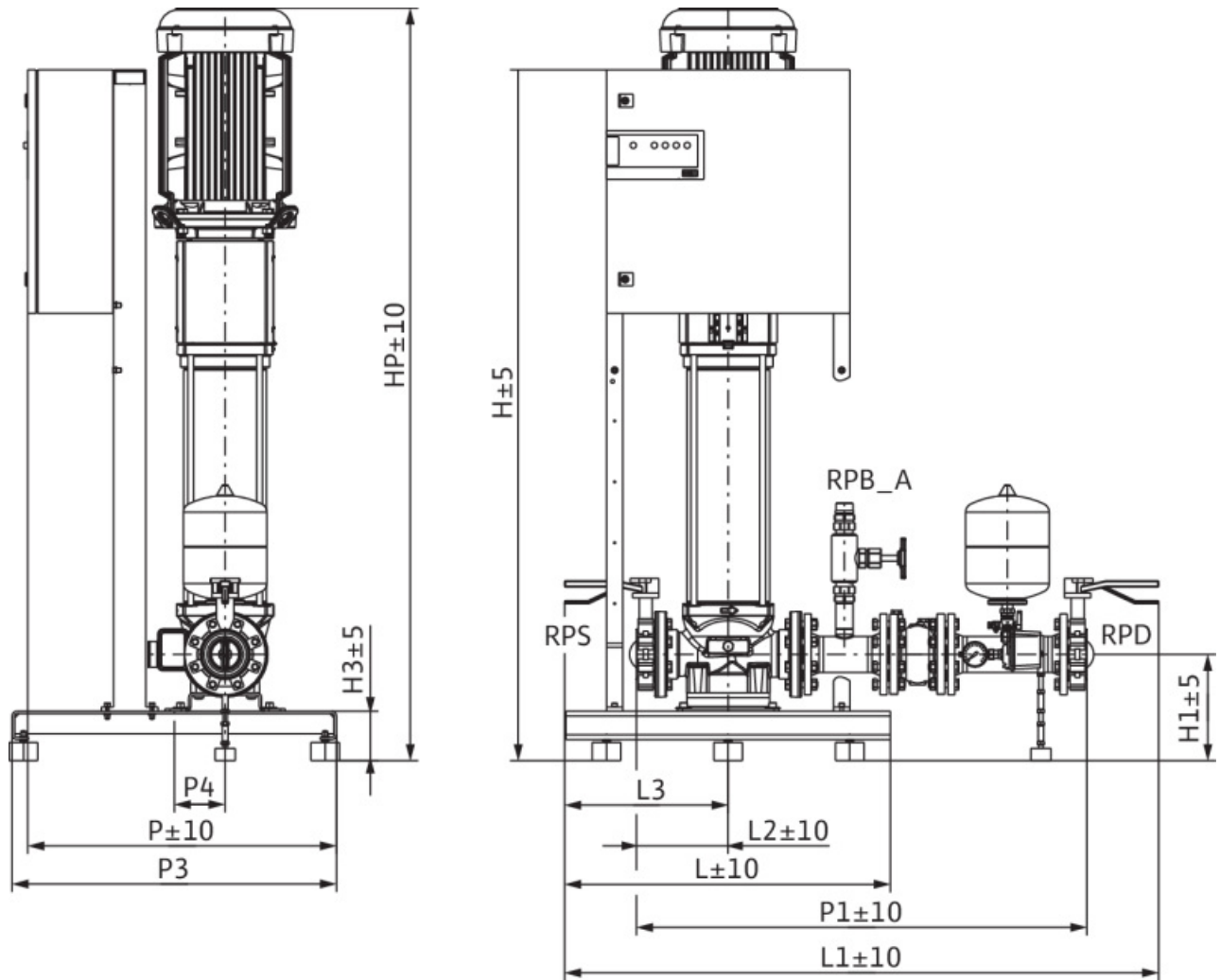
Dimensions

Fire-extinguishing system
FLA-1 Helix V 5206/2/K-02 PN16

Project ID Untitled project 2025-03-03 14:15:38.327

Project name
Installation location
Customer pos. No.

Date 2025-03-03



Standard

Suction side DN 80, PN 10/PN 16
Discharge side DN 80, PN 10/PN 16

Dimensions mm

Name	Value	Name	Value	Name	Value	Name	Value
H	1,705	L2	231	RPD	DN 80, PN 16		
H1	265	L3	400	RPS	DN 80, PN 10		
H3	125	P	760				
HP	1,773	P1	1,118				
HS	600	P3	800				
L	800	P4	125				
L1	1,472	RPB_A	R 1 ¼				



Contact
E-mail
Phone

Customer

Contact
E-mail
Phone

Wiring diagram

Fire-extinguishing system

FLA-1 Helix V 5206/2/K-02 PN16

Project ID Untitled project 2025-03-03 14:15:38.327

Project name
Installation location
Customer pos. No.

Date 2025-03-03

Wiring diagram

1-phase / 3-phase **3~**

