

Customer

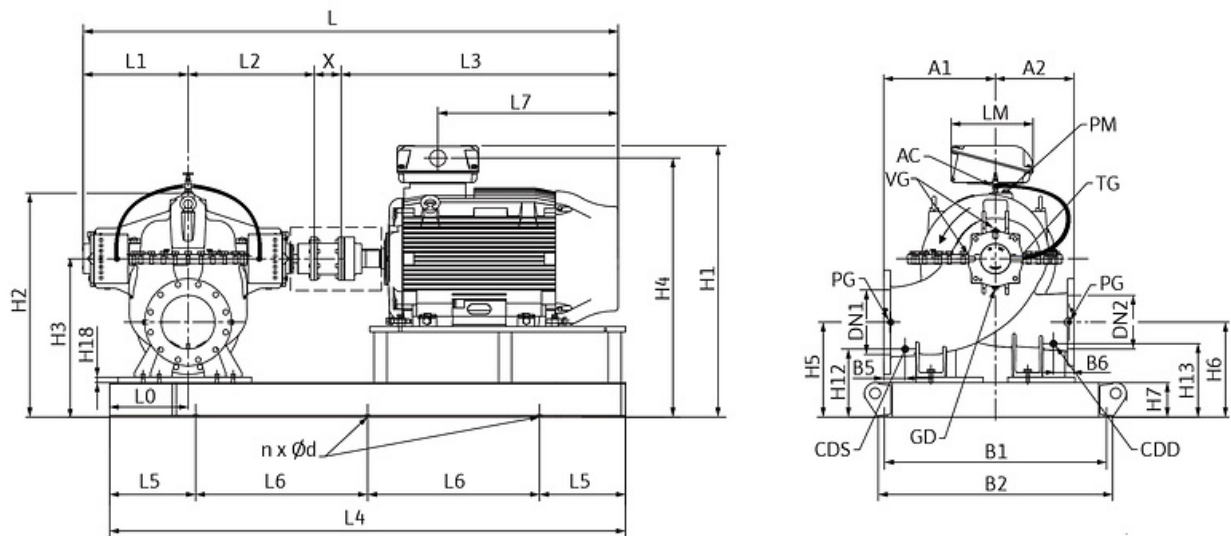
Dimensions

Axially split case pump
Atmos TERA-SCH400/490-500/4

Project ID Untitled project 2025-03-01 21:17:33.621

Project name
Installation location
Customer pos. No.

Date 2025-03-01



Coupling with spacer

Suction side DN 500, PN 10
Discharge side DN 400, PN 10

Dimensions mm

Name	Value	Name	Value	Name	Value	Name	Value
A1	720	DN1	DN 500, PN 10	TG	M8		
A2	500	DN2	DN 400, PN 10	VG	M8		
AC	3/8"	GD	3/4"				
B5	130	L1	649				
B6	125	L2	780				
CDD	1"	PG	3/8"				
CDS	1"	PM	1"				

Customer

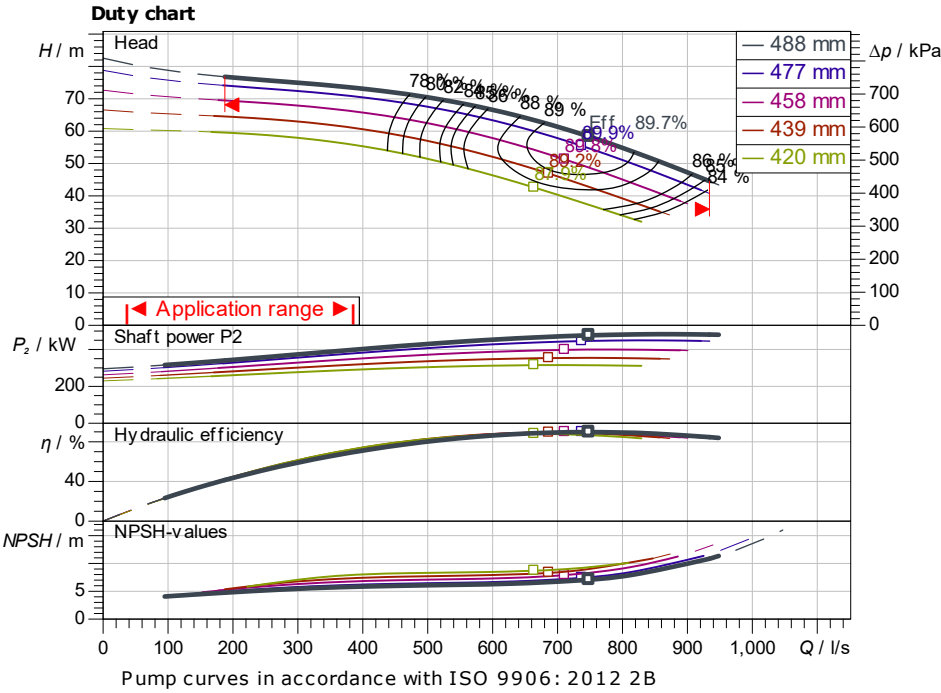
Technical data

Axially split case pump Atmos TERA-SCH400/490-500/4

Project ID: Untitled project 2025-03-01 21:17:33.621

Project name
Installation location
Customer pos. No.

Date: 2025-03-01



Requested data

Flow
Head
Media: Water 100 %
Fluid temperature: 20.00 °C
Density: 998.30 kg/m³
Kin. viscosity: 1.00 mm²/s

Hydraulic data (Duty point)

Flow
Head
Shaft power P_2
Hydraulic efficiency
NPSH
Impeller size: 488

Product data

Axially split case pump
Atmos TERA-SCH400/490-500/4
Max. operating pressure: 1,600 kPa
Fluid temperature: -10 °C ... +100 °C
Max. ambient temperature: 40 °C
Minimum efficiency index (MEI)

Motordata per Motor/Pump

Motor efficiency level: IE3
Mains connection: 3~ 400 V / 50 Hz
Permitted voltage tolerance: +10 %
Max. speed: 1,450 1/min
Rated power P_2 : 500.00 kW
Rated current: 882.00 A
Power factor
Efficiency: 50% / 75% / 100% → 95.9/96.3/96.3%
Degree of protection: IP55
Insulation class: F
Motor protection: No

Fitting dimensions

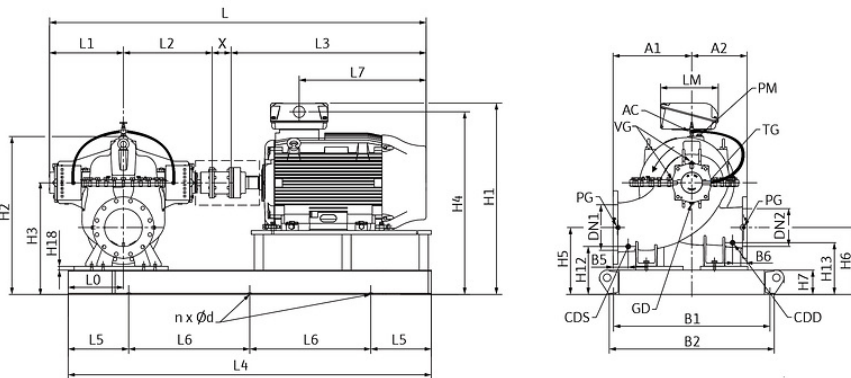
Pipe connection on the suction side: DN 500, PN 10
Pipe connection (pressure side): DN 400, PN 10
Port to Port

Materials

Pump housing: 5.1301/EN-GJL-250
Impeller: 5.1301/EN-GJL-250
Shaft: 1.4006
Shaft seal: AQEGG

Information for order placements

Weight approx.: 6166 kg
Item number



Dimensions		mm	
A1	720	CDD	1"
A2	500	CDS	1"
AC	3/8"	DN1	DN 500,
B5	130	DN2	DN 400,
B6	125	GD	3/4"
L1	649	VG	M8
L2	780		
PG	3/8"		
PM	1"		
TG	M8		



Contact
E-mail
Phone

Customer

Contact
E-mail
Phone

Hydraulic data

Axially split case pump
Atmos TERA-SCH400/490-500/4

Project ID: Untitled project 2025-03-01 21:17:33.621

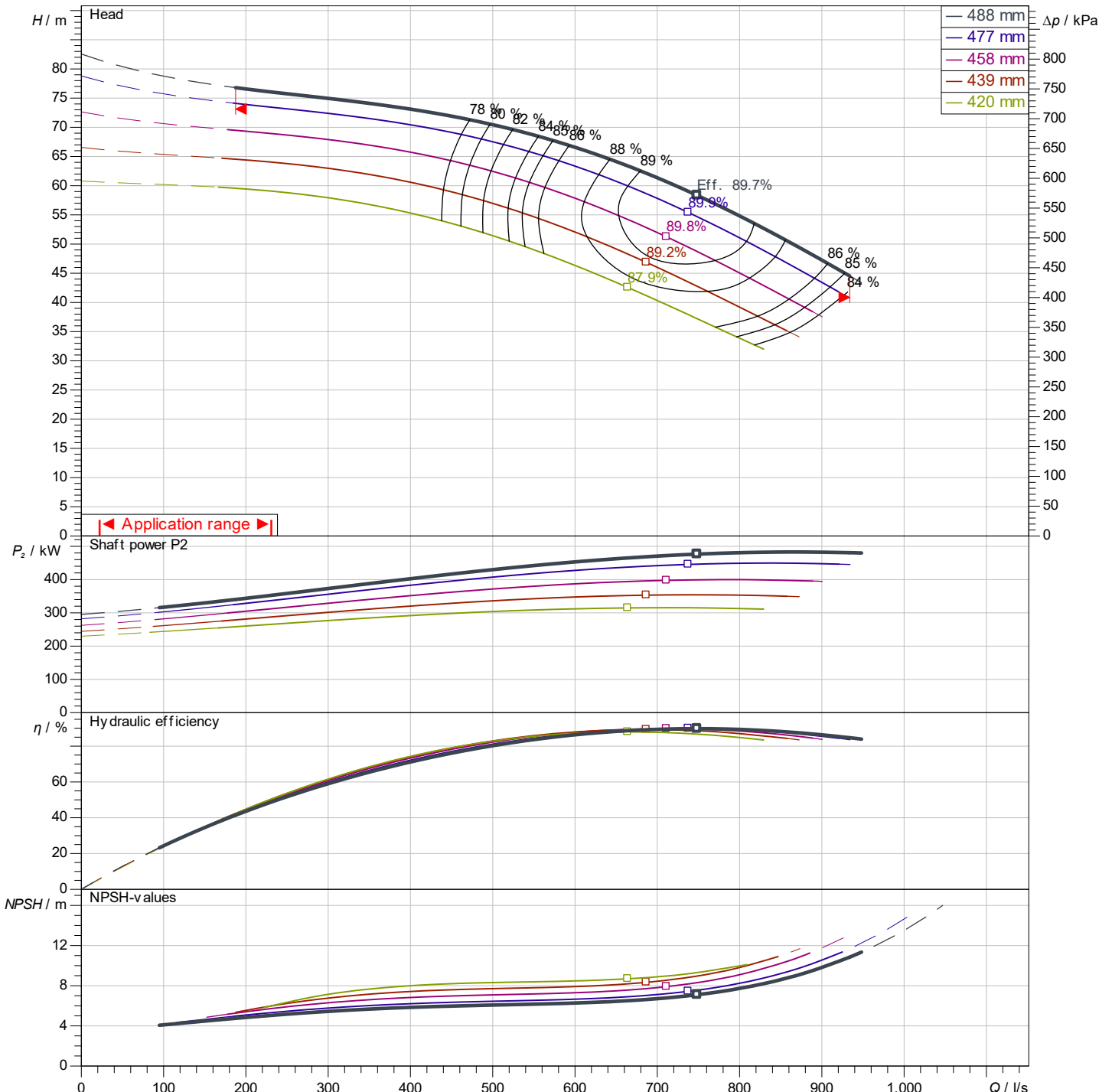
Project name
Installation location
Customer pos. No.

Date: 2025-03-01

Operating data

Rotational speed 1490 1/min	Frequency 50 Hz	Duty point Q =	H =	Suction port DN 500	Discharge port DN 400
---------------------------------------	---------------------------	--------------------------	------------	-------------------------------	---------------------------------

Power data referred to: Water; 20°C; 998.3kg/m³; 1.005mm²/s ±10 % tolerance with linear U/f frequency control



Pump curves in accordance with ISO 9906: 2012 2B