

Customer

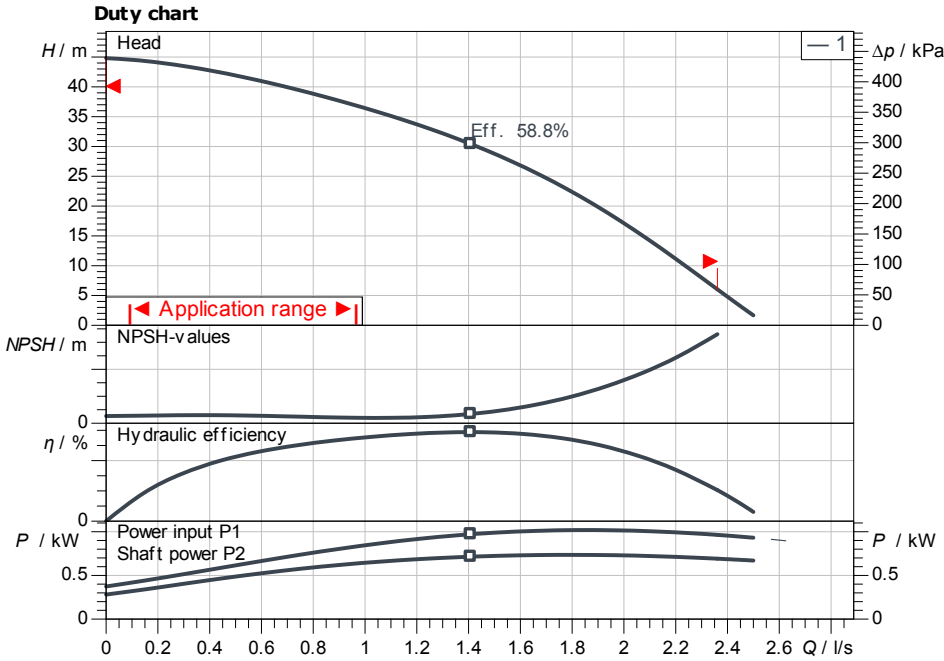
Technical data

Single-pump system COR 1MHI404/PS-EM-T150

Project ID Untitled project 2025-03-02 21:16:31.415

Project name
Installation location
Customer pos. No.

Date 2025-03-02



Requested data

Flow
Head
Media Water 100 %
Fluid temperature 20.00 °C
Density 998.30 kg/m³
Kin. viscosity 1.00 mm²/s

Hydraulic data (Duty point)

Flow
Head
Shaft power P2

Product data

Single-pump system
COR 1MHI404/PS-EM-T150
Control Without frequency conversion
No. of pumps 1
Max. operating pressure 1,000 kPa
Inlet pressure max. 6 bar
Fluid temperature 5 °C ... +40 °C
Max. ambient temperature 40 °C
Diaphragm pressure vessel Yes
Low-water cut-out switchgear Yes

Control

Mains connection 1~ 230 V
 50 Hz
Protection class of switchgear IP54

Motordata per Motor/Pump

Motor efficiency level IE1
Rated power P2 0.75 kW
Rated current 5.10 A
Efficiency 50% / 75% / 100%
Protection class motor X4
Insulation class F
Motor protection Yes

Fitting dimensions

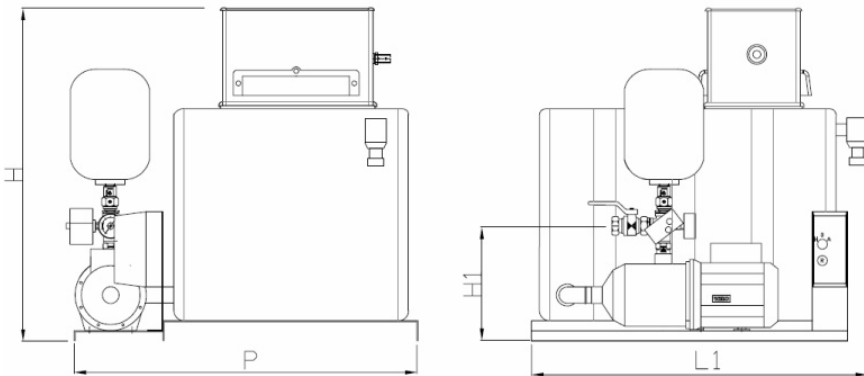
Pipe connection on the suction side Rp ½, PN 6
Pipe connection (pressure side) Rp 1, PN 10
Overflow connection Ø22mm
Gross volume 150 l

Materials

Tank PP
Pump housing 1.4301
Impeller 1.4301
Shaft 1.4301
Shaft seal BQ 1E3GG
Gasket material EPDM
Pipework material Brass, CW617N

Information for order placements

Weight approx. 62 kg
Item number 29993088



Dimensions

mm

DNd	Rp 1, PN	L	800
DNs	Rp ½, PN	L1	850
H	840	LS	140.4
H1	290	P	870
HS	254	P1	870

Contact
E-mail
Phone

Customer

Contact
E-mail
Phone

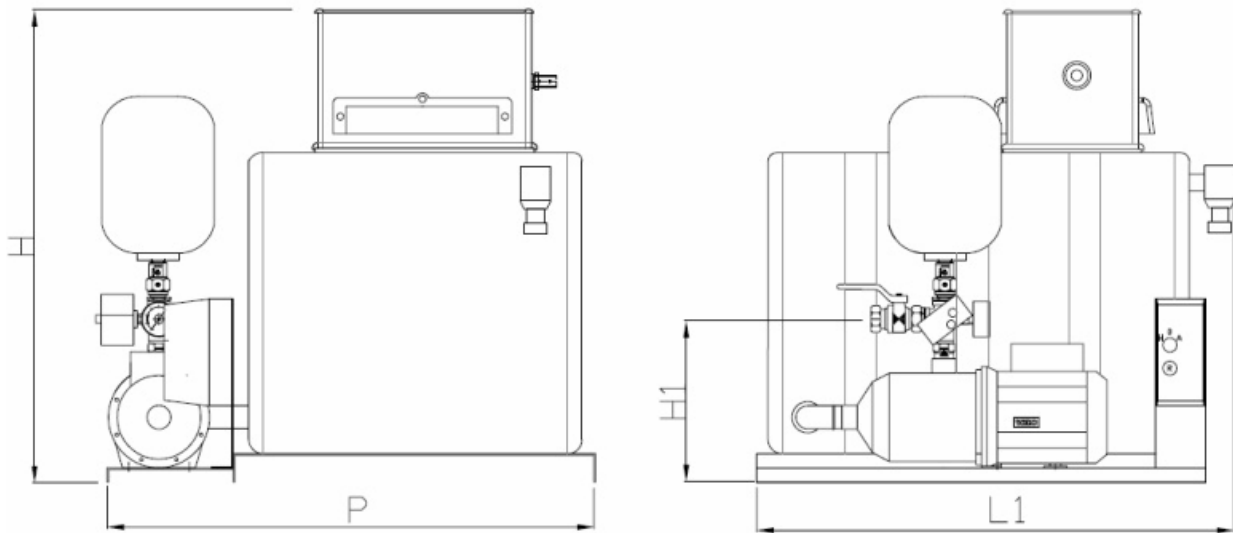
Dimensions

Single-pump system
COR 1MHI404/PS-EM-T150

Project ID Untitled project 2025-03-02 21:16:31.415

Project name
Installation location
Customer pos. No.

Date 2025-03-02



Standard

Suction side Rp ½, PN 6/PN 10
Discharge side Rp 1, PN 6/PN 10

Dimensions mm

Name	Value	Name	Value	Name	Value	Name	Value
DNd	Rp 1, PN 10	LS	140.4				
DNs	Rp ½, PN 6	P	870				
H	840	P1	870				
H1	290						
HS	254						
L	800						
L1	850						