

**Customer**

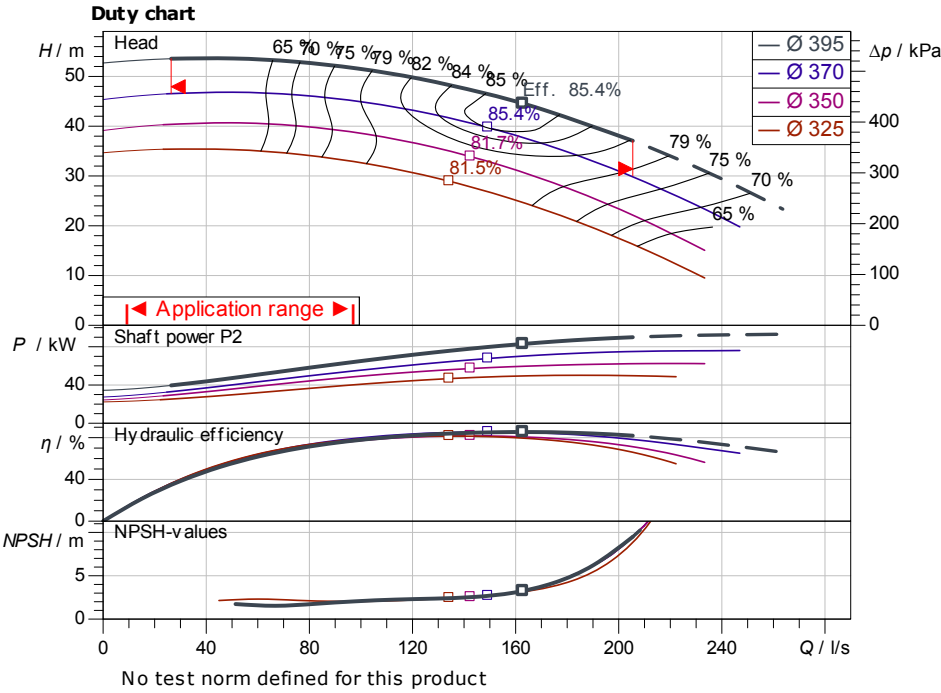
## Technical data

### Glanded standard pump NLG 200/390-90/4-IE4

Project ID: Untitled project 2025-03-02 22:20:27.230

Project name  
Installation location  
Customer pos. No.

Date: 2025-03-02



**Requested data**

Flow  
Head  
Media: Water 100 %  
Fluid temperature: 20.00 °C  
Density: 998.30 kg/m<sup>3</sup>  
Kin. viscosity: 1.00 mm<sup>2</sup>/s

**Hydraulic data (Duty point)**

Flow  
Head  
Shaft power P2  
Hydraulic efficiency  
NPSH  
Impeller size: 395

**Product data**

Glanded standard pump  
NLG 200/390-90/4-IE4  
Max. operating pressure: 1,600 kPa  
Fluid temperature: -20 °C ... +120 °C  
Max. ambient temperature: 40 °C  
Minimum efficiency index (MEI): ≥ 0.4

**Motordata per Motor/Pump**

Motor efficiency level: IE4  
Mains connection: 3~ 400 V / 50 Hz  
Permitted voltage tolerance: + -10 %  
Max. speed: 1,485 1/min  
Rated power P2: 90.00 kW  
Rated current: 157.00 A  
Power factor: 0.86  
Efficiency: 50% / 75% / 100% → 95.9/96.3/96.4%  
Degree of protection: IP55  
Insulation class: F  
Motor protection: PTC integrated

**Fitting dimensions**

Pipe connection on the suction side: DN 250, PN 16  
Pipe connection (pressure side): DN 200, PN 16  
Port to Port

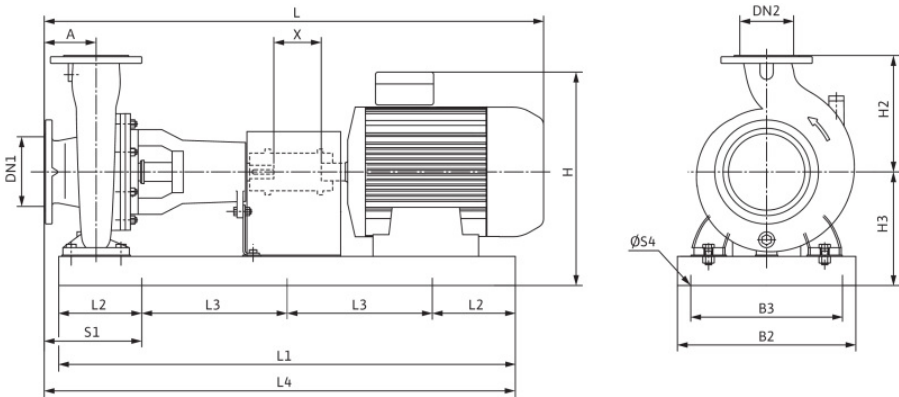
**Materials**

Pump housing: EN-GJS-500-7

Impeller: 5.1301/EN-GJL-250  
Lantern: EN-GJS-500-7  
Shaft: 1.4028  
Shaft seal: AQ1EGG

**Information for order placements**

Weight approx.  
Item number: 6096288



**Dimensions**

mm

A	180	DN1	DN 250,	L	2,076	S4	29
A1	14	DN2	DN 200,	L1	1,840	X	180
A2	180	H	995	L2	320		
B2	730	H2	425	L4	1,840		
B3	670	H3	523	S1	320		



Contact  
E-mail  
Phone

**Customer**

Contact  
E-mail  
Phone

## Hydraulic data

Glanded standard pump  
NLG 200/390-90/4-IE4

Project ID: Untitled project 2025-03-02 22:20:27.230

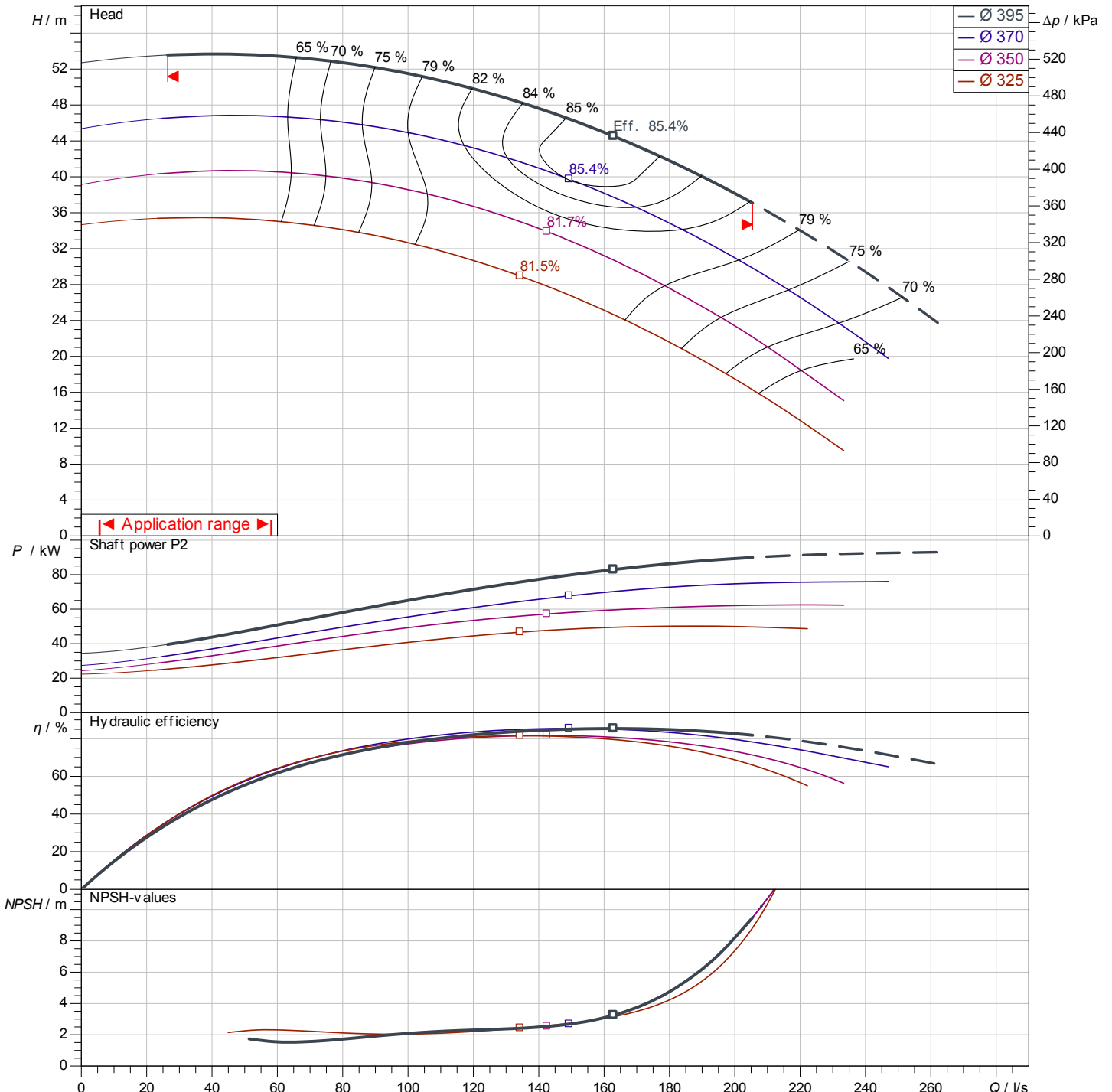
Project name  
Installation location  
Customer pos. No.

Date: 2025-03-02

## Operating data

Rotational speed <b>1480 1/min</b>	Frequency <b>50 Hz</b>	Duty point <b>Q =</b>	<b>H =</b>	Suction port <b>DN 250</b>	Discharge port <b>DN 200</b>
---------------------------------------	---------------------------	--------------------------	------------	-------------------------------	---------------------------------

Power data referred to: Water; 20°C; 998.3kg/m<sup>3</sup>; 1.005mm<sup>2</sup>/s ±10 % tolerance with linear U/f frequency control



No test norm defined for this product

Contact  
E-mail  
Phone

**Customer**

Contact  
E-mail  
Phone

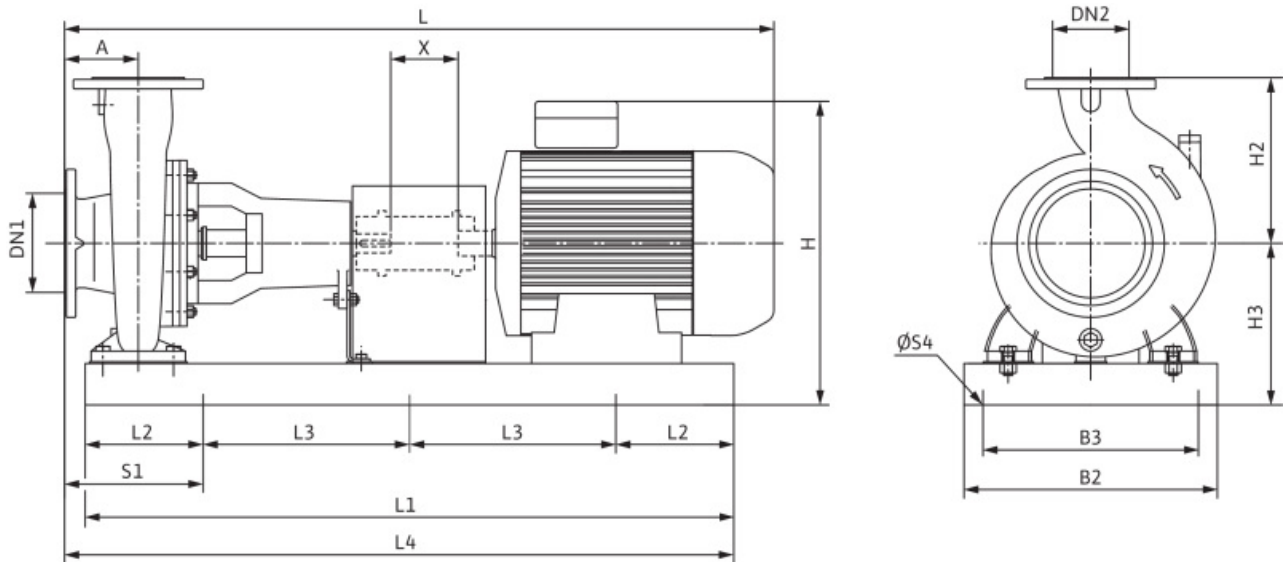
## Dimensions

Glanded standard pump  
NLG 200/390-90/4-IE4

Project ID                      Untitled project 2025-03-02 22:20:27.230

Project name  
Installation location  
Customer pos. No.

Date                      2025-03-02



Coupling with spacer

Suction side                      DN 250, PN 16  
Discharge side                      DN 200, PN 16

**Dimensions**                      mm

Name	Value	Name	Value	Name	Value	Name	Value
A	180	H	995	S1	320		
A1	14	H2	425	S4	29		
A2	180	H3	523	X	180		
B2	730	L	2,076				
B3	670	L1	1,840				
DN1	DN 250, PN 16	L2	320				
DN2	DN 200, PN 16	L4	1,840				