

Contact
E-mail
Phone

Customer

Contact
E-mail
Phone

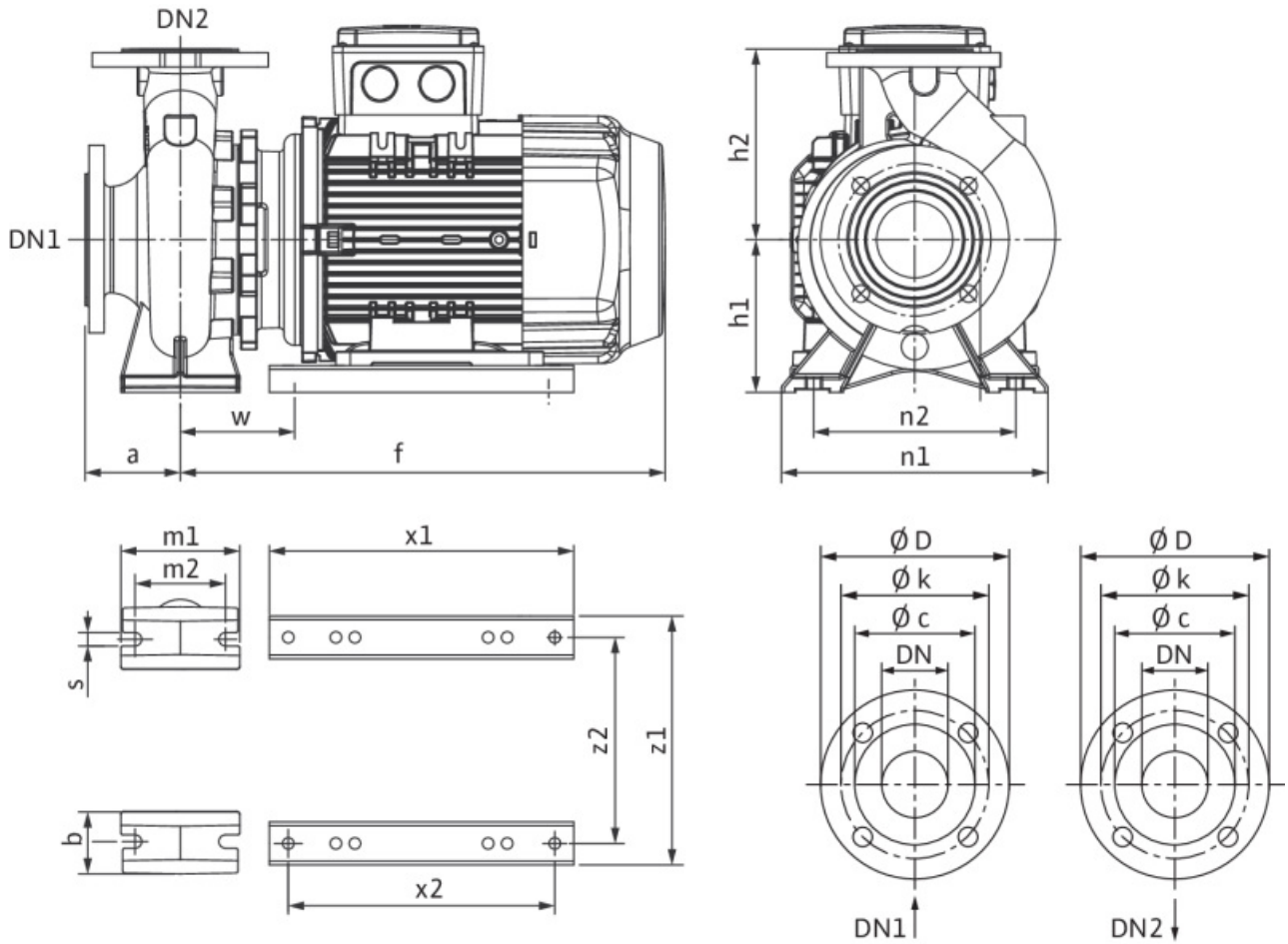
Dimensions

Glanded monobloc pump
BM-S 80/160-2,2/4

Project ID Untitled project 2025-03-17 01:38:16.703

Project name
Installation location
Customer pos. No.

Date 2025-03-17



Standard

Suction side DN 100, PN 10
Discharge side DN 80, PN 10

Dimensions mm

Name	Value	Name	Value	Name	Value	Name	Value
a	125	h2	225	Ø d	156		
b	65	m1	125	Ø D	220		
dL	18	m2	95	Ø D	200		
DN1	DN 100, PN 10	n1	320	s	14		
DN2	DN 80, PN 10	n2	250	w	321.5		
f	464	Ø k	180				
h1	180	Ø k	160				

Customer

Technical data

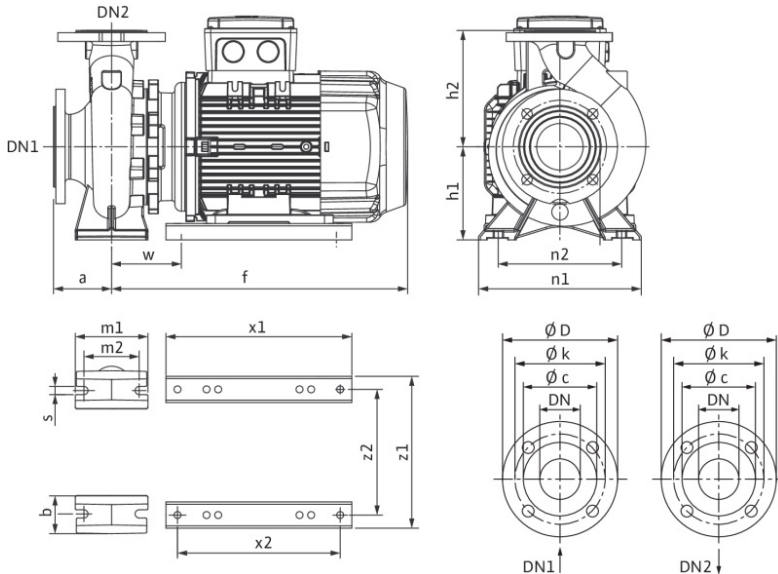
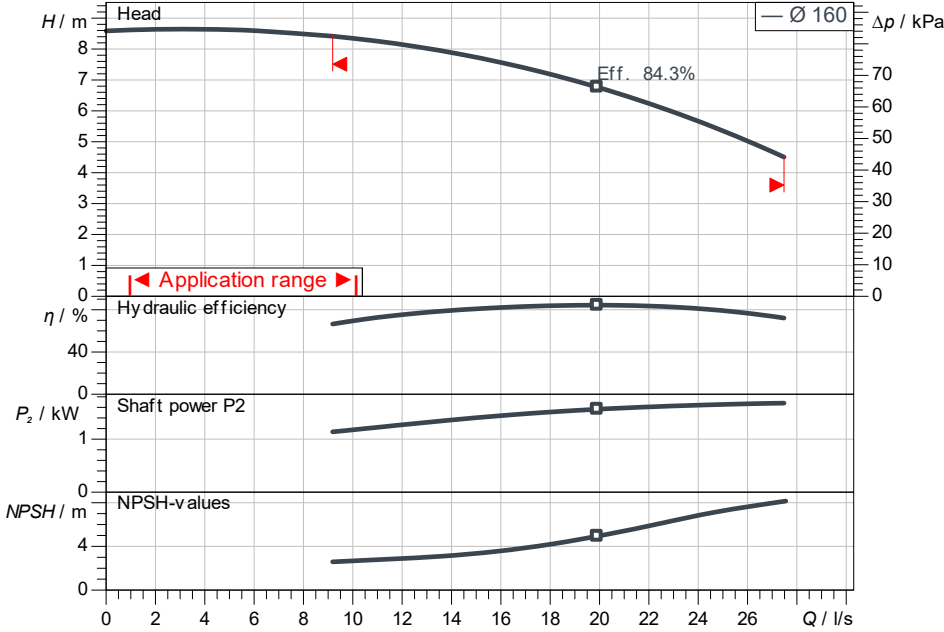
Glanded monobloc pump BM-S 80/160-2,2/4

Project ID Untitled project 2025-03-17 01:38:16.703

Project name
Installation location
Customer pos. No.

Date 2025-03-17

Duty chart



Requested data

Flow	
Head	
Media	Water 100 %
Fluid temperature	20.00 °C
Density	998.30 kg/m ³
Kin. viscosity	1.00 mm ² /s

Hydraulic data (Duty point)

Flow	
Head	
Shaft power P2	
Hydraulic efficiency	
NPSH	

Product data

Glanded monobloc pump	
BM-S 80/160-2,2/4	
Max. operating pressure	1,000 kPa
Fluid temperature	-10 °C ... +90 °C
Max. ambient temperature	40 °C
Minimum efficiency index (MEI)	≥ 0.4

Motordata per Motor/Pump

Motor efficiency level	IE3
Mains connection	3~ 400 V / 50 Hz
Permitted voltage tolerance	+/- 10 %
Rated speed	1,450 1/min
Rated power P2	2.20 kW
Rated current	4.59 A
Power factor	0.81
Efficiency	
50% / 75% / 100%	88.6/ 88.4/ 87.9%
Degree of protection	IP55
Insulation class	F
Motor protection	No

Fitting dimensions

Pipe connection on the suction side	DN 100, PN 10
Pipe connection (pressure side)	DN 80, PN 10
Port to Port	-

Materials

Pump housing	1.4408
Impeller	1.4408
Shaft	1.4362
Shaft seal	Q1Q1VGG

Information for order placements

Weight approx.	56 kg
Item number	2103369



Contact
E-mail
Phone

Customer

Contact
E-mail
Phone

Hydraulic data

Glanded monobloc pump
BM-S 80/160-2,2/4

Project ID: Untitled project 2025-03-17 01:38:16.703

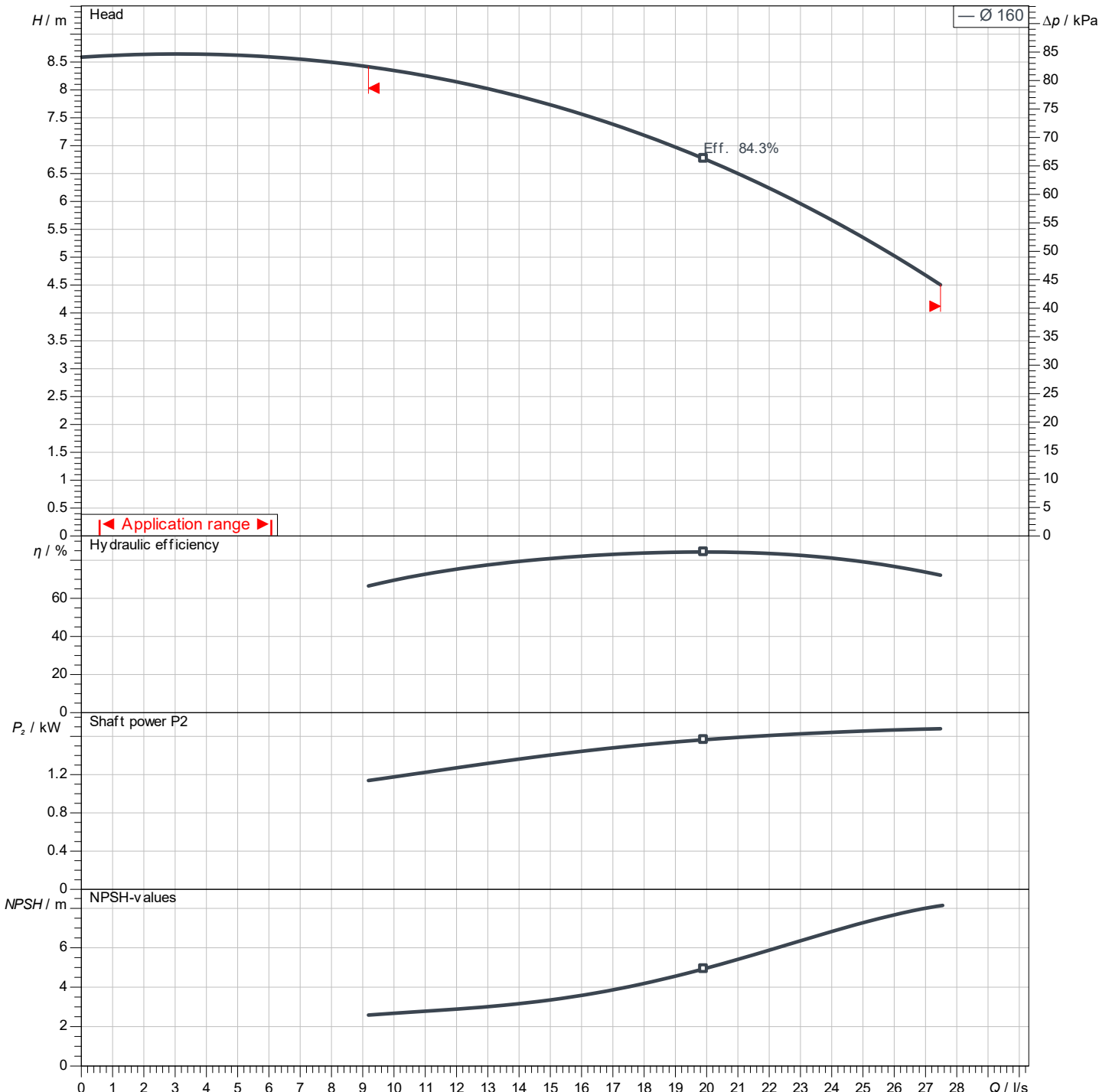
Project name
Installation location
Customer pos. No.

Date 2025-03-17

Operating data

Rotational speed 1450 1/min	Frequency 50 Hz	Duty point Q =	H =	Suction port DN 100	Discharge port DN 80
---------------------------------------	---------------------------	--------------------------	------------	-------------------------------	--------------------------------

Power data referred to: Water; 20°C; 998.3kg/m³; 1.005mm²/s ±10 % tolerance with linear U/f frequency control



No test norm defined for this product