

**Customer**

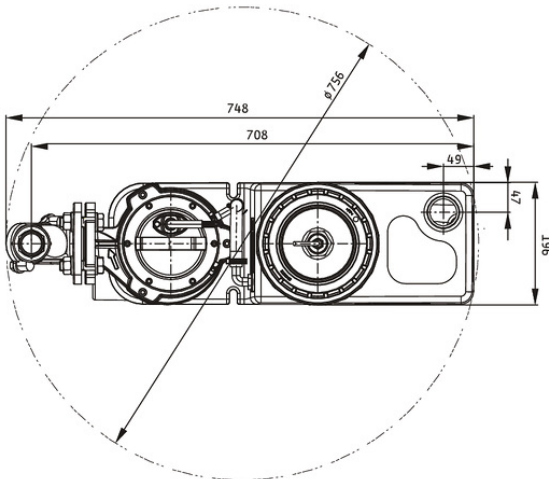
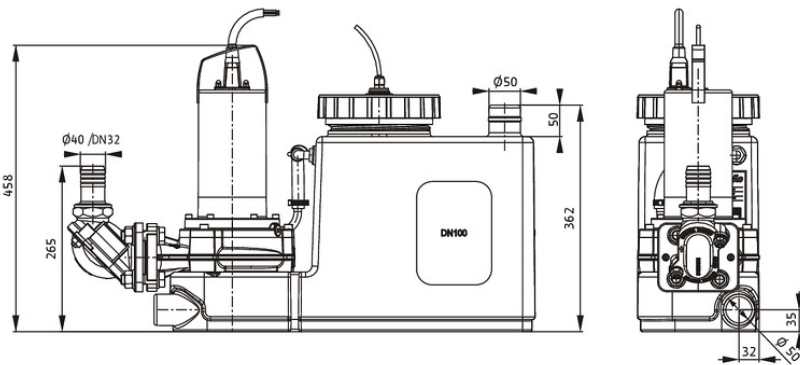
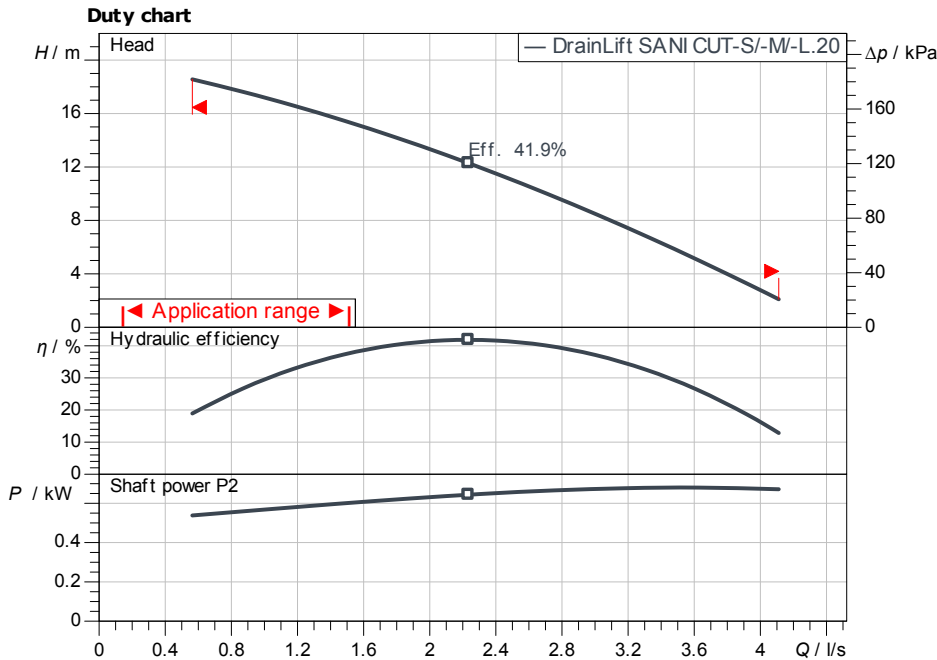
## Technical data

### Sewage lifting unit; Single-pump system DrainLift SANI CUT-S.20/T540/1-CEE

Project ID: Untitled project 2025-03-03 10:05:23.383

Project name  
Installation location  
Customer pos. No.

Date: 2025-03-03



**Requested data**

Flow	
Head	
Media	Water 100 %
Fluid temperature	20.00 °C
Density	998.30 kg/m <sup>3</sup>
Kin. viscosity	1.00 mm <sup>2</sup> /s

**Hydraulic data (Duty point)**

Flow  
Head

**Product data**

Sewage lifting unit; Single-pump system DrainLift SANI CUT-S.20/T540/1-CEE	
No. of pumps	1
Max. operating pressure	600 kPa
Fluid temperature	3 °C ... +40 °C
Grinder	Yes
Operating mode (non-immersed)	S3-10%
Gross volume	21 l
Max. switching volume	0 l
Max. sound pressure level	70 dB
Free ball passage	10 mm

**Motordata per Motor/Pump**

Mains connection	3~ 400 V / 50 Hz
Permitted voltage tolerance	+10 %
Nominal speed	2,840 1/min
Rated power P2	0.75 kW
Power input P1	1.03 kW
Rated current	1.90 A
Activation type	Direct On Line (DOL)
Degree of protection	IP68
Motor protection	<b>Bimetal</b>
Insulation class	F
Schaltspiel	60

**Cable**

Length of connecting cable	4 m
Mains plug	CEE 16A, 3P+N+PE, 6P
Type of connection cable	Detachable
Cable type	H07RN-F
Cable cross section	6G1

**Fitting dimensions**

Venting	DN 50 (50 mm)
Pipe connection on the suction side	DN 90 (90 mm)
Pipe connection (pressure side)	DN 32

**Materials**

Tank	PE
Pump housing	5.1301/EN-GJL-250
Impeller	5.1301/EN-GJL-250
Shaft	1.4401
Motor housing	1.4301
Gasket material	NBR

**Information for order placements**

Weight approx.	35 kg
Item number	6095514

